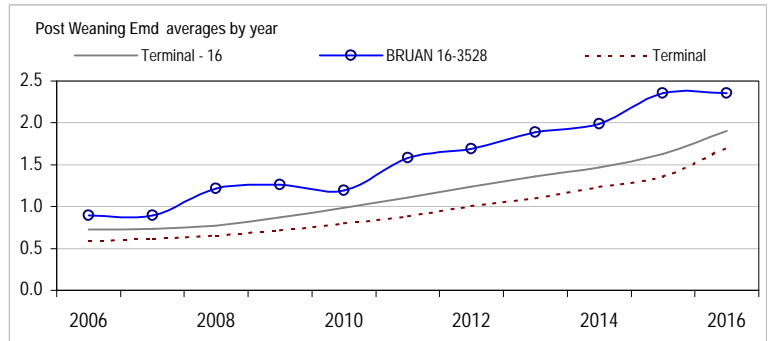
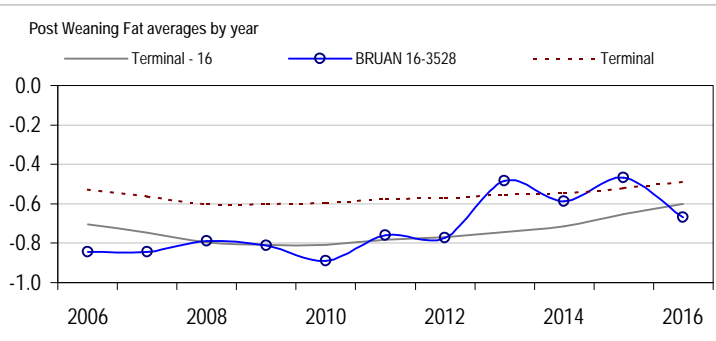
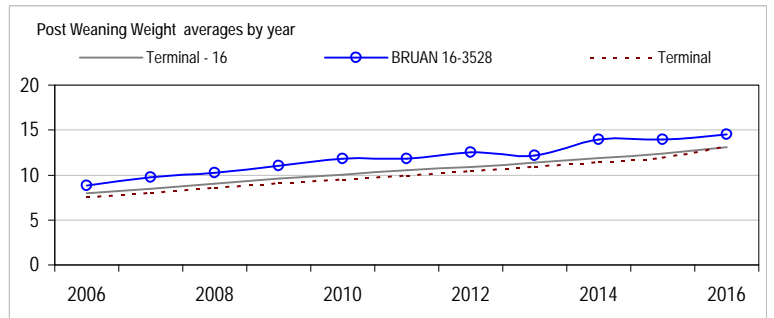
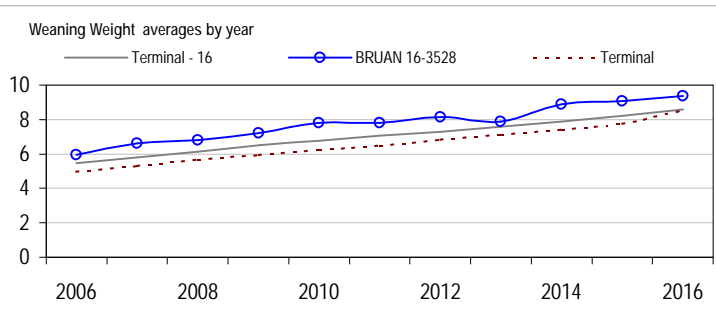
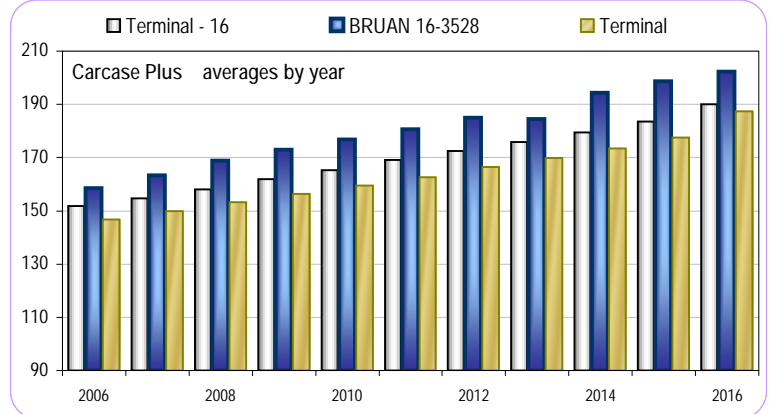
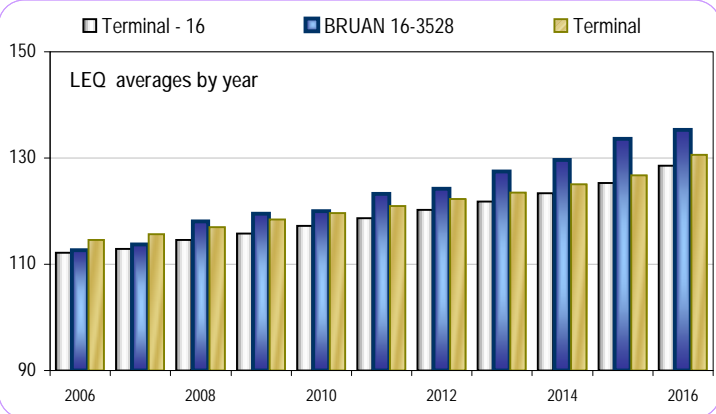
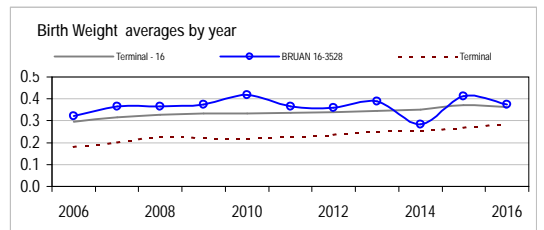


Analysis : **Terminal - 16**

Dated : **1 September 2016**



Terminal - 16								
	Bwt	Wwt	Pwwt	Pfat	Pemd	LEQ	Carcase+	Counts
2007	0.32	5.80	8.48	-0.75	0.73	112.9	154.6	46011
2008	0.33	6.15	9.03	-0.79	0.77	114.6	158.0	47729
2009	0.33	6.51	9.60	-0.81	0.87	115.7	161.9	45975
2010	0.33	6.77	10.04	-0.81	0.98	117.2	165.4	46555
2011	0.34	7.06	10.51	-0.78	1.11	118.7	169.0	46545
2012	0.34	7.30	10.91	-0.77	1.24	120.3	172.4	46040
2013	0.35	7.58	11.39	-0.74	1.36	121.9	176.0	44385
2014	0.35	7.87	11.85	-0.71	1.47	123.4	179.4	44208
2015	0.37	8.21	12.40	-0.65	1.63	125.3	183.6	42812
2016	0.36	8.58	13.12	-0.60	1.90	128.5	190.0	12023



BRUAN 16-3528								
	Bwt	Wwt	Pwwt	Pfat	Pemd	LEQ	Carcase+	Counts
2007	0.37	6.60	9.78	-0.84	0.90	113.7	163.3	409
2008	0.37	6.79	10.28	-0.79	1.22	118.1	168.9	480
2009	0.37	7.23	11.01	-0.81	1.26	119.5	173.1	494
2010	0.42	7.79	11.83	-0.89	1.19	120.0	176.8	519
2011	0.37	7.79	11.83	-0.76	1.58	123.3	180.7	535
2012	0.36	8.13	12.50	-0.77	1.69	124.3	185.1	554
2013	0.39	7.87	12.20	-0.49	1.89	127.5	184.5	421
2014	0.29	8.89	13.94	-0.59	1.99	129.6	194.4	527
2015	0.41	9.07	13.97	-0.47	2.35	133.6	198.7	511
2016	0.37	9.36	14.54	-0.67	2.36	135.4	202.2	497

Reports are prepared using data supplied by breeders and/or accredited operators for the analysis. SheepGenetics cannot guarantee the accuracy of this data. ASBV's are designed to estimate genetic merit of animals from the data supplied. Reports are provided to assist breeders but no liability is accepted for the outcome resulting from the use of this information.

Linkage Summary	
BRUAN 16-3528	
Weights	Yes
Carcase	Yes
WEC	Yes
Reproduction	No
Site Code	163528

04-September-2016

