

BRUAN POLL DORSETS

Commercially focused seedstock producers



130 RAMS

16th Annual Selected Ram Sale

Monday 17th October 2016

On Property – 1.00 p.m

Blacks Rd Condah



Kerr & Co Livestock Hamilton

Shaun Mansbridge 0400 428 844 Craig Pertzelt 0408 723 952
Micheal Kerr 0438 528 246

BRUAN POLL DORSETS Founded 1984

Flock No. 3528

Inspection welcome from 11.00am

Light Luncheon available

Vendors.....David & Colleen Gordon

Blacks Rd Condah 3303

Ph 5578 2211 0417 142 863

3% rebate to outside agents introducing new clients and in attendance at the sale.

Bruan Poll Dorsets are: Brucellosis accredited free No. 3381

OJD fully vaccinated stud. Fully Lambplan performance tested.

All rams drenched with Trifecta on the 7th Sept. 2016, back lined

as a precaution only and fully vaccinated 6S B12

Commercially focused seedstock producers

The Bruan Poll Dorset stud was founded in 1984 on Wandin Woods bloodlines with the aim of breeding rams with good loin length-width and good muscling.

Stud sires are selected on performance data, conformation and structural soundness. We use sires that have been genomic tested. Genomic testing gives us data on the hard to measure traits such as eating quality and lean meat yield. Sires are chosen carefully to enable us to offer the best genetic packages to our clients.



Bruan is a member of Meat Elite Australia- a group of Poll Dorset breeders who work together for excellence through their breeding programs based on accurate data and structural soundness. By sharing genetics from objectively measured superior animals, Meat Elite sheep consistently out perform the average terminal sire indexes.



Our aim is to produce high performance genetics with high growth and positive muscle. We believe it is important to have positive muscle to help the lambs finish at a younger age and also help the lean meat yield for those marketing over the hooks. Genomic DNA testing for meat eating quality and meat yield, prior to sire selection is a high priority.

	Bwt	Pwwt	Pfat	Pemd	Carcass +
Terminal sires 2015 average	0.32	12.4	-0.6	1.4	180.10
Bruan Poll Dorsets sale ram average	0.41	14.2	-0.4	2.3	198.22

NOTE: Shaded areas represent rams identified as trait leaders that are in the top 10% of all terminal sires of the 2015 drop rams in Australia.
The Lambplan analysis run date is Sept.1 2016

**Rams needing to be stud registered have a reserve of \$2000
Bruan retains semen rights in all stud rams**

In the interest of buyers, and to prevent the occurrence of mistakes, all instructions concerning the delivery and trucking of stock, must be given in writing and signed by the buyer or his/her agent

Buyers Instruction Slip

(to be filled in before leaving sale)

Name:

Address:

.....

Telephone: Postcode

Send Account to

.....

Lots Purchased:

GST

Lot No: Price +

Lot No: Price +

Lot No: Price +

Lot No: Price +

Lot No: Price +

Lot No: Price +

Lot No: Price +

Lot No: Price +

Total


Signature Date

BRUAN POLL DORSETS

SPECIALY SELECTED RAM SALE

STUD RAMS

LOT	TAG	S/T	BWT	WWT	PWWT	PFAT	PEMD	PFEC	Carcass +	LAMB 2020	
1	119	T	0.68	9.7	15.2	-0.5	2.6	13	208.98	114.04	
		Acc.	68	70	72	72	75	59			
		SIRE: Hillcroft Farms 13-497							EQ - 144.6		
<i>Ranks top 5% of all terminal sires for C+ and top 10% for pwwt, pemd & lmb 2020</i>											
Purchaser								Price \$			
2	299	S	0.54	10.8	17.7	-1.1	2.6	-28	222.93	117.63	
		Acc.	80	70	72	69	72	60			
		SIRE: Bruan 14-81							USED IN STUD AS RAM LAMB		EQ - 137.9
<i>Ranks top 1% of all terminal sires for pwwt, C+ & lmb 2020, top 5% for wwt and top 10% for pemd</i>											
Purchaser								Price \$			
3	27	T	0.30	9.7	14.7	-0.6	2.8	3	210.81	114.76	
		Acc.	65	68	68	68	70	62			
		SIRE: Felix 13-653							EQ - 139.4		
<i>Ranks top 5% of all terminal sires for pemd, C+ & lmb 2020</i>											
Purchaser								Price \$			
4	106	T	0.49	9.8	15.1	0.0	2.4	-6	203.76	114.18	
		Acc.	66	69	69	70	72	55			
		SIRE: Hillcroft Farms 13-497							EQ - 135.2		
<i>Ranks top 10% of all terminal sires for wwt, C+ & lmb 2020</i>											
Purchaser								Price \$			
5	352	T	0.48	10.6	16.8	-0.4	2.0	5	209.63	114.51	
		Acc.	66	68	69	70	72	54			
		SIRE: Hillcroft Farms 13-497							EQ - 136.9		
<i>Ranks top 5% of all terminal sires for wwt, pwwt & C+ and top 10% for lmb 2020</i>											
Purchaser								Price \$			

 equals ranked in the top 10% for that trait over all terminal rams born in 2015


Terminal Average: BWT 0.32 WWT 8.1 PWWT 12.4 PFAT -0.6 PEMD 1.4 PFEC -18.0 Carcass + 180.10 LAMB 2020 110.60


BRUAN POLL DORSETS


SPECIALY SELECTED RAM SALE

STUD RAMS

LOT	TAG	S/T	BWT	WWT	PWWT	PFAT	PEMD	PFEC	Carcass +	LAMB 2020
6	8	S	0.50	9.6	15.2	-0.7	3.3	-40	217.19	117.36
		Acc.	81	73	73	72	75	62		
		SIRE: Majardah 13-3770 USED IN STUD AS RAM LAMB							EQ - 132.5	
<i>Ranks top 1% of all terminal sires for C+ & Lmb 2020, top 5% for pemd and top 10% for pwwt</i>										
Purchaser								Price \$		
7	38	T	0.28	10.4	16.3	-0.6	2.1	-40	208.42	116.2
		Acc.	78	72	73	72	74	65		
		SIRE: Hillcroft Farms 13-497 USED IN STUD AS RAM LAMB							EQ - 137.9	
<i>Ranks top 1% of all terminal sires for Lmb 2020 and top 5% for wwt, pwwt & C+</i>										
Purchaser								Price \$		
8	44	T	0.50	10.9	17.1	-0.5	2.3	-5	214.70	115.63
		Acc.	83	73	74	72	75	66		
		SIRE: Hillcroft Farms 13-497 USED IN STUD AS RAM LAMB							EQ - 141.0	
<i>Ranks top 1% of all terminal sires for C+ and top 5% for wwt, pwwt & Lmb 2020</i>										
Purchaser								Price \$		
9	39	T	0.30	10.5	16.3	-0.4	2.0	-18	207.93	115.25
		Acc.	67	69	72	71	74	65		
		SIRE: Hillcroft Farms 13-497							EQ - 143.8	
<i>Ranks top 5% of all terminal sires for wwt, pwwt, C+ & Lmb 2020</i>										
Purchaser								Price \$		

 equals ranked in the top 1% for that trait over all terminal rams born in 2015

 equals ranked in the top 5% for that trait over all terminal rams born in 2015

 equals ranked in the top 10% for that trait over all terminal rams born in 2015

 equals ranked in the top 10% for that trait over all terminal rams born in 2015

Terminal Average: BWT 0.32 WWT 8.1 PWWT 12.4 PFAT -0.6 PEMD 1.4 PFEC -18.0 Carcass + 180.10 LAMB 2020 110.60

LOT	TAG	S/T	BWT	WWT	PWWT	PFAT	PEMD	PFEC	Carcass +	LAMB 2020
10	426	S	0.67	10.4	16.2	-0.2	2.7	4	212.91	114.92
Purchaser								Price \$		
11	158	T	0.47	9.8	14.8	-0.1	2.6	-9	205.77	114.55
Purchaser								Price \$		
LOT	TAG	S/T	BWT	WWT	PWWT	PFAT	PEMD	PFEC	Carcass +	LAMB 2020
12	212	T	0.38	9.7	14.5	-0.2	2.3	-8	201.21	113.95
Purchaser								Price \$		
13	398	T	0.67	10.3	15.8	-0.9	1.0	8	195.02	112.37
Purchaser								Price \$		
LOT	TAG	S/T	BWT	WWT	PWWT	PFAT	PEMD	PFEC	Carcass +	LAMB 2020
14	400	S	0.56	9.8	15.3	-0.7	1.8	-28	200.75	114.64
Purchaser								Price \$		
15	125	T	0.45	10.1	15.5	-1.2	2.0	-34	206.34	115.67
Purchaser								Price \$		
LOT	TAG	S/T	BWT	WWT	PWWT	PFAT	PEMD	PFEC	Carcass +	LAMB 2020
16	40	S	0.52	10.6	16.9	-0.2	2.0	-30	208.87	115.82
Purchaser								Price \$		
17	7	S	0.43	11.3	16.6	-1.1	2.0	-28	212.63	116.27
Purchaser								Price \$		
LOT	TAG	S/T	BWT	WWT	PWWT	PFAT	PEMD	PFEC	Carcass +	LAMB 2020
18	34	S	0.31	7.9	11.7	-0.6	2.2	36	188.24	110.40
Purchaser								Price \$		
19	169	S	0.51	9.0	14.0	-0.4	1.5	8	189.71	111.69
Purchaser								Price \$		
LOT	TAG	S/T	BWT	WWT	PWWT	PFAT	PEMD	PFEC	Carcass +	LAMB 2020
20	345	S	0.57	9.5	14.5	-0.2	3.0	-36	209.43	116.13
Purchaser								Price \$		
21	32	S	0.34	8.1	12.3	-0.7	2.7	-11	196.27	113.41
Purchaser								Price \$		

equals ranked in the top 10% for that trait over all terminal rams born in 2015

Terminal Average: BWT 0.32 WWT 8.1 PWWT 12.4 PFAT -0.6 PEMD 1.4 PFEC -18.0 Carcass + 180.10 LAMB 2020 110.60

LOT	TAG	S/T	BWT	WWT	PWWT	PFAT	PEMD	PFEC	Carcass +	LAMB 2020
22	176	S	0.43	9.5	14.7	-0.9	2.6	-37	207.42	115.93
Purchaser								Price \$		
23	37	T	0.78	10.9	17.5	-0.8	1.2	-5	205.11	114.26
Purchaser								Price \$		
LOT	TAG	S/T	BWT	WWT	PWWT	PFAT	PEMD	PFEC	Carcass +	LAMB 2020
24	116	TR	0.34	9.0	14.5	-0.8	2.2	-13	201.49	114.17
Purchaser								Price \$		
25	91	T	0.42	8.8	14.2	-0.7	1.9	-36	196.13	114.34
Purchaser								Price \$		
LOT	TAG	S/T	BWT	WWT	PWWT	PFAT	PEMD	PFEC	Carcass +	LAMB 2020
26	56	T	0.47	10.8	16.9	-1.2	1.7	-11	209.47	115.17
Purchaser								Price \$		
27	127	T	0.56	9.6	15.2	-1.0	1.2	0	194.23	112.63
Purchaser								Price \$		
LOT	TAG	S/T	BWT	WWT	PWWT	PFAT	PEMD	PFEC	Carcass +	LAMB 2020
28	442	T	0.51	9.7	15.0	-0.9	1.3	7	194.60	112.36
Purchaser								Price \$		
29	466	T	0.72	9.2	14.4	-0.7	1.1	1	188.74	111.79
Purchaser								Price \$		
LOT	TAG	S/T	BWT	WWT	PWWT	PFAT	PEMD	PFEC	Carcass +	LAMB 2020
30	475	T	0.60	9.3	14.8	-0.3	1.7	-12	194.92	113.18
Purchaser								Price \$		
31	64	S	0.30	7.9	11.9	0.0	2.8	5	193.43	112.36
Purchaser								Price \$		
LOT	TAG	S/T	BWT	WWT	PWWT	PFAT	PEMD	PFEC	Carcass +	LAMB 2020
32	497	T	0.18	7.7	12.8	-0.1	3.1	-59	198.84	115.68
Purchaser								Price \$		
33	268	T	0.67	9.7	15.3	-0.2	2.8	-4	209.79	114.87
Purchaser								Price \$		

equals ranked in the top 10% for that trait over all terminal rams born in 2015

Terminal Average: BWT 0.32 WWT 8.1 PWWT 12.4 PFAT -0.6 PEMD 1.4 PFEC -18.0 Carcass + 180.10 LAMB 2020 110.60

LOT	TAG	S/T	BWT	WWT	PWWT	PFAT	PEMD	PFEC	Carcass +	LAMB 2020
34	367	T	0.44	9.7	15.4	-0.9	1.3	20	195.92	112.05
Purchaser								Price \$		
35	164	S	0.30	9.5	14.6	-0.5	2.6	-32	206.25	115.61
Purchaser								Price \$		
LOT	TAG	S/T	BWT	WWT	PWWT	PFAT	PEMD	PFEC	Carcass +	LAMB 2020
36	438	S	0.56	9.0	14.7	-0.3	3.1	3	209.81	114.56
Purchaser								Price \$		
37	20	S	0.31	9.7	14.6	-0.9	1.9	5	200.07	113.23
Purchaser								Price \$		
LOT	TAG	S/T	BWT	WWT	PWWT	PFAT	PEMD	PFEC	Carcass +	LAMB 2020
38	29	S	0.34	9.5	14.0	-0.1	2.4	15	200.35	112.86
Purchaser								Price \$		
39	82	T	0.41	8.6	13.3	-0.7	2.8	-22	202.00	114.59
Purchaser								Price \$		
LOT	TAG	S/T	BWT	WWT	PWWT	PFAT	PEMD	PFEC	Carcass +	LAMB 2020
40	65	T	0.53	10.1	15.8	-0.5	2.6	-27	211.83	116.1
Purchaser								Price \$		
41	163	S	0.34	10.2	15.8	-0.7	2.5	15	211.61	114.41
Purchaser								Price \$		
LOT	TAG	S/T	BWT	WWT	PWWT	PFAT	PEMD	PFEC	Carcass +	LAMB 2020
42	322	S	0.18	8.6	12.8	0.1	2.9	-9	198.33	113.64
Purchaser								Price \$		
43	329	T	0.69	10.1	15.8	-0.8	1.0	-8	194.53	112.98
Purchaser								Price \$		
LOT	TAG	S/T	BWT	WWT	PWWT	PFAT	PEMD	PFEC	Carcass +	LAMB 2020
44	148	T	0.32	7.7	12.4	-0.6	1.6	-5	183.10	111.36
Purchaser								Price \$		
45	72	T	0.38	8.6	14.0	-0.2	1.5	23	188.47	110.95
Purchaser								Price \$		

equals ranked in the top 10% for that trait over all terminal rams born in 2015

Terminal Average: BWT 0.32 WWT 8.1 PWWT 12.4 PFAT -0.6 PEMD 1.4 PFEC -18.0 Carcass + 180.10 LAMB 2020 110.60

LOT	TAG	S/T	BWT	WWT	PWWT	PFAT	PEMD	PFEC	Carcass +	LAMB 2020
46	211	T	0.25	8.7	13.1	0.0	2.5	-8	195.47	113.20
Purchaser								Price \$		
47	293	T	0.42	8.3	13.4	0.0	2.1	-42	191.63	114.01
Purchaser								Price \$		
LOT	TAG	S/T	BWT	WWT	PWWT	PFAT	PEMD	PFEC	Carcass +	LAMB 2020
48	383	T	0.31	8.4	13.2	0.1	2.9	-17	199.52	114.10
Purchaser								Price \$		
49	168	T	0.22	8.9	13.3	-0.1	3.0	-13	202.34	114.31
Purchaser								Price \$		
LOT	TAG	S/T	BWT	WWT	PWWT	PFAT	PEMD	PFEC	Carcass +	LAMB 2020
50	489	S	0.42	9.1	14.0	-0.2	2.2	10	196.71	112.57
Purchaser								Price \$		
51	271	S	0.36	9.0	13.7	0.1	2.9	-45	202.51	115.58
Purchaser								Price \$		
LOT	TAG	S/T	BWT	WWT	PWWT	PFAT	PEMD	PFEC	Carcass +	LAMB 2020
52	170	T	0.27	10.5	16.0	-0.9	1.8	-8	205.06	114.47
Purchaser								Price \$		
53	126	T	0.35	9.4	14.5	-1.1	1.9	-25	200.01	114.45
Purchaser								Price \$		
LOT	TAG	S/T	BWT	WWT	PWWT	PFAT	PEMD	PFEC	Carcass +	LAMB 2020
54	182	T	0.25	8.6	13.3	-0.7	1.9	-18	192.37	113.17
Purchaser								Price \$		
55	461	S	0.35	9.8	15.1	-0.6	1.7	21	199.22	112.48
Purchaser								Price \$		
LOT	TAG	S/T	BWT	WWT	PWWT	PFAT	PEMD	PFEC	Carcass +	LAMB 2020
56	364	T	0.49	8.7	13.1	0.1	3.2	-11	202.48	114.21
Purchaser								Price \$		
57	462	T	0.35	9.1	14.3	-1.0	2.2	-18	201.46	114.38
Purchaser								Price \$		

equals ranked in the top 10% for that trait over all terminal rams born in 2015

Terminal Average: BWT 0.32 WWT 8.1 PWWT 12.4 PFAT -0.6 PEMD 1.4 PFEC -18.0 Carcass + 180.10 LAMB 2020 110.60

LOT	TAG	S/T	BWT	WWT	PWWT	PFAT	PEMD	PFEC	Carcass +	LAMB 2020
58	149	T	0.64	10.6	16.6	-1.1	1.7	1	207.75	114.35
Purchaser								Price \$		
59	474	S	0.41	8.9	13.2	-1.0	1.4	2	187.68	111.66
Purchaser								Price \$		
LOT	TAG	S/T	BWT	WWT	PWWT	PFAT	PEMD	PFEC	Carcass +	LAMB 2020
60	68	T	0.53	9.8	15.1	-0.1	3.3	-35	214.81	116.83
Purchaser								Price \$		
61	23	T	0.43	10.4	16.4	-0.7	1.3	-12	200.64	114
Purchaser								Price \$		
LOT	TAG	S/T	BWT	WWT	PWWT	PFAT	PEMD	PFEC	Carcass +	LAMB 2020
62	167	T	0.22	8.7	13.1	0.1	3.3	-13	204.07	114.55
Purchaser								Price \$		
63	419	T	0.63	9.2	14.2	-0.1	2.6	-9	202.10	114.05
Purchaser								Price \$		
LOT	TAG	S/T	BWT	WWT	PWWT	PFAT	PEMD	PFEC	Carcass +	LAMB 2020
64	5	T	0.06	9.4	14.2	0.0	2.6	-17	201.93	114.46
Purchaser								Price \$		
65	338	S	0.47	8.9	13.6	-0.1	3.4	-17	208.96	115.33
Purchaser								Price \$		
LOT	TAG	S/T	BWT	WWT	PWWT	PFAT	PEMD	PFEC	Carcass +	LAMB 2020
66	270	T	0.45	9.7	15.3	-0.5	2.4	-38	207.08	115.90
Purchaser								Price \$		
67	357	S	0.47	10.1	15.5	-0.4	2.9	-28	212.97	116.32
Purchaser								Price \$		
LOT	TAG	S/T	BWT	WWT	PWWT	PFAT	PEMD	PFEC	Carcass +	LAMB 2020
68	117	TR	0.23	8.3	13.8	-0.5	2.9	-18	203.68	114.71
Purchaser								Price \$		
69	90	T	0.46	9.3	14.7	-0.6	1.7	-36	195.75	114.28
Purchaser								Price \$		

equals ranked in the top 10% for that trait over all terminal rams born in 2015

Terminal Average: BWT 0.32 WWT 8.1 PWWT 12.4 PFAT -0.6 PEMD 1.4 PFEC -18.0 Carcass + 180.10 LAMB 2020 110.60



Hillcroft Farms 497-13 Leading sire at Bruan Poll Dorsets.
His progeny are throughout catalogue.



Sale rams prior




Bruan Poll Dorsets are Sucker lambs sired by Bruan Poll Dorset rams.
Average weight 65kg



r to shearing

LOT	TAG	S/T	BWT	WWT	PWWT	PFAT	PEMD	PFEC	Carcass +	LAMB 2020
70	10	S	0.30	8.6	13.9	-0.2	3.0	-23	204.68	115.01
Purchaser								Price \$		
71	448	T	0.62	10.9	14.2	0.0	2.8	-11	207.31	114.82
Purchaser								Price \$		
LOT	TAG	S/T	BWT	WWT	PWWT	PFAT	PEMD	PFEC	Carcass +	LAMB 2020
72	227	T	0.41	10.1	15.6	-0.1	3.5	3	219.03	115.85
Purchaser								Price \$		
73	229	S	0.28	9.6	14.7	-0.7	2.5	48	205.45	112.26
Purchaser								Price \$		
LOT	TAG	S/T	BWT	WWT	PWWT	PFAT	PEMD	PFEC	Carcass +	LAMB 2020
74	155	T	0.30	7.9	13.2	-0.5	2.1	-36	191.96	113.8
Purchaser								Price \$		
75	283	TR	0.65	9.4	14.1	-0.7	1.8	-13	195.28	113.28
Purchaser								Price \$		
LOT	TAG	S/T	BWT	WWT	PWWT	PFAT	PEMD	PFEC	Carcass +	LAMB 2020
76	256	T	0.60	10.4	15.6	-0.7	2.2	5	208.58	114.33
Purchaser								Price \$		
77	321	S	0.28	8.5	13.8	0.0	3.2	-24	205.34	115.14
Purchaser								Price \$		
LOT	TAG	S/T	BWT	WWT	PWWT	PFAT	PEMD	PFEC	Carcass +	LAMB 2020
78	286	TR	0.28	10.0	14.4	-0.9	2.5	18	206.35	113.57
Purchaser								Price \$		
79	87	S	0.26	8.3	13.5	-0.7	2.7	-15	201.24	114.25
Purchaser								Price \$		
LOT	TAG	S/T	BWT	WWT	PWWT	PFAT	PEMD	PFEC	Carcass +	LAMB 2020
80	204	T	0.28	9.1	13.8	-0.9	1.9	-13	196.03	113.44
Purchaser								Price \$		
81	252	S	0.36	8.4	12.8	-0.6	2.7	13	198.53	112.68
Purchaser								Price \$		

 equals ranked in the top 10% for that trait over all terminal rams born in 2015

Terminal Average: BWT 0.32 WWT 8.1 PWWT 12.4 PFAT -0.6 PEMD 1.4 PFEC -18.0 Carcass + 180.10 LAMB 2020 110.60

LOT	TAG	S/T	BWT	WWT	PWWT	PFAT	PEMD	PFEC	Carcass +	LAMB 2020
82	42	T	0.29	7.3	11.4	0.1	3.0	-28	191.33	113.43
Purchaser								Price \$		
83	135	T	0.17	8.7	12.9	0.2	2.7	-16	195.40	113.50
Purchaser								Price \$		
LOT	TAG	S/T	BWT	WWT	PWWT	PFAT	PEMD	PFEC	Carcass +	LAMB 2020
84	99	TR	0.35	7.5	12.2	-0.4	2.4	-28	189.59	113.17
Purchaser								Price \$		
85	289	T	0.30	8.3	13.2	-0.4	1.9	-33	190.28	113.48
Purchaser								Price \$		
LOT	TAG	S/T	BWT	WWT	PWWT	PFAT	PEMD	PFEC	Carcass +	LAMB 2020
86	18	T	0.42	9.4	14.6	-0.2	2.4	-37	202.87	115.29
Purchaser								Price \$		
87	313	S	0.40	10.2	15.6	-1.0	2.3	-29	210.10	115.99
Purchaser								Price \$		
LOT	TAG	S/T	BWT	WWT	PWWT	PFAT	PEMD	PFEC	Carcass +	LAMB 2020
88	414	T	0.54	9.1	14.2	-0.7	1.4	12	191.52	111.75
Purchaser								Price \$		
89	134	S	0.16	8.9	13.5	-0.4	2.3	-42	196.41	114.68
Purchaser								Price \$		
LOT	TAG	S/T	BWT	WWT	PWWT	PFAT	PEMD	PFEC	Carcass +	LAMB 2020
90	363	T	0.66	10.3	15.1	0.0	2.4	-19	205.35	114.88
Purchaser								Price \$		
91	137	T	0.21	8.4	13.6	0.0	3.0	-21	202.52	114.66
Purchaser								Price \$		
LOT	TAG	S/T	BWT	WWT	PWWT	PFAT	PEMD	PFEC	Carcass +	LAMB 2020
92	379	S	0.35	8.9	13.3	-0.1	2.9	-1	201.42	113.70
Purchaser								Price \$		
93	57	T	0.32	8.3	13.0	-0.3	2.8	-35	198.41	114.66
Purchaser								Price \$		

equals ranked in the top 10% for that trait over all terminal rams born in 2015

Terminal Average: BWT 0.32 WWT 8.1 PWWT 12.4 PFAT -0.6 PEMD 1.4 PFEC -18.0 Carcass + 180.10 LAMB 2020 110.60

LOT	TAG	S/T	BWT	WWT	PWWT	PFAT	PEMD	PFEC	Carcass +	LAMB 2020
94	334	T	0.38	8.7	13.6	-0.8	2.2	-28	197.07	114.19
Purchaser								Price \$		
95	259	S	0.46	10.2	15.5	-0.5	1.7	-16	200.22	114.11
Purchaser								Price \$		
LOT	TAG	S/T	BWT	WWT	PWWT	PFAT	PEMD	PFEC	Carcass +	LAMB 2020
96	494	T	0.40	8.3	12.9	-0.2	2.6	-1	195.87	112.93
Purchaser								Price \$		
97	242	T	0.41	8.8	12.9	-0.4	2.2	-17	193.57	113.26
Purchaser								Price \$		
LOT	TAG	S/T	BWT	WWT	PWWT	PFAT	PEMD	PFEC	Carcass +	LAMB 2020
98	300	S	0.39	9.0	14.1	-0.1	2.9	0	204.37	114.02
Purchaser								Price \$		
99	224	T	0.36	9.7	13.8	-1.2	2.1	17	200.67	112.82
Purchaser								Price \$		
LOT	TAG	S/T	BWT	WWT	PWWT	PFAT	PEMD	PFEC	Carcass +	LAMB 2020
100	257	T	0.29	7.5	11.8	-0.1	2.3	-8	186.02	111.92
Purchaser								Price \$		
101	308	T	0.48	9.3	14.3	-0.8	2.1	25	199.89	112.36
Purchaser								Price \$		
LOT	TAG	S/T	BWT	WWT	PWWT	PFAT	PEMD	PFEC	Carcass +	LAMB 2020
102	454	S	0.54	8.9	13.6	-0.7	1.8	-12	192.21	112.85
Purchaser								Price \$		
103	351	T	0.40	7.8	12.2	0.3	3.6	-11	200.81	113.98
Purchaser								Price \$		
LOT	TAG	S/T	BWT	WWT	PWWT	PFAT	PEMD	PFEC	Carcass +	LAMB 2020
104	416	T	0.42	8.5	13.1	0.3	3.5	-13	205.31	114.68
Purchaser								Price \$		
105	157	T	0.52	9.7	14.8	0.0	2.5	-10	204.18	114.36
Purchaser								Price \$		

equals ranked in the top 10% for that trait over all terminal rams born in 2015

Terminal Average: BWT 0.32 WWT 8.1 PWWT 12.4 PFAT -0.6 PEMD 1.4 PFEC -18.0 Carcass + 180.10 LAMB 2020 110.60

LOT	TAG	S/T	BWT	WWT	PWWT	PFAT	PEMD	PFEC	Carcass +	LAMB 2020
106	424	T	0.55	9.1	13.4	-0.4	2.4	-6	198.62	113.47
Purchaser								Price \$		
107	464	T	0.56	8.5	12.6	0.0	2.8	-30	196.93	114.19
Purchaser								Price \$		
LOT	TAG	S/T	BWT	WWT	PWWT	PFAT	PEMD	PFEC	Carcass +	LAMB 2020
108	19	T	0.40	8.1	12.6	-0.4	1.8	-37	186.28	113.05
Purchaser								Price \$		
109	133	T	0.25	8.4	12.5	-0.2	2.1	-6	188.92	112.22
Purchaser								Price \$		
LOT	TAG	S/T	BWT	WWT	PWWT	PFAT	PEMD	PFEC	Carcass +	LAMB 2020
110	50	T	0.50	8.5	13.8	-0.1	2.4	-26	196.68	114.01
Purchaser								Price \$		
111	222	S	0.29	9.4	13.7	-0.3	2.4	-10	199.98	113.86
Purchaser								Price \$		
LOT	TAG	S/T	BWT	WWT	PWWT	PFAT	PEMD	PFEC	Carcass +	LAMB 2020
112	284	TR	0.50	9.3	14.0	-0.4	2.5	-41	201.47	115.28
Purchaser								Price \$		
113	177	T	0.37	10.9	16.6	-0.7	2.6	9	217.26	115.38
Purchaser								Price \$		
LOT	TAG	S/T	BWT	WWT	PWWT	PFAT	PEMD	PFEC	Carcass +	LAMB 2020
114	74	T	0.38	8.3	12.6	-0.2	1.9	0	186.30	111.59
Purchaser								Price \$		
115	501	T	0.32	7.6	11.4	-0.1	2.9	-13	192.43	112.96
Purchaser								Price \$		
LOT	TAG	S/T	BWT	WWT	PWWT	PFAT	PEMD	PFEC	Carcass +	LAMB 2020
116	245	S	0.36	9.3	13.7	-0.6	1.9	13	194.55	112.15
Purchaser								Price \$		
117	208	T	0.09	8.5	12.7	0.0	2.7	-18	195.40	113.60
Purchaser								Price \$		

equals ranked in the top 10% for that trait over all terminal rams born in 2015

Terminal Average: BWT 0.32 WWT 8.1 PWWT 12.4 PFAT -0.6 PEMD 1.4 PFEC -18.0 Carcass + 180.10 LAMB 2020 110.60

LOT	TAG	S/T	BWT	WWT	PWWT	PFAT	PEMD	PFEC	Carcass +	LAMB 2020
118	340	T	0.73	11.9	17.3	-1.1	0.8	13	203.43	113.27
Purchaser								Price \$		
119	92	T	0.40	9.6	14.8	-0.7	2.5	15	206.43	113.65
Purchaser								Price \$		
LOT	TAG	S/T	BWT	WWT	PWWT	PFAT	PEMD	PFEC	Carcass +	LAMB 2020
120	223	T	0.34	9.5	13.8	-0.8	2.5	17	203.78	113.25
Purchaser								Price \$		
121	510	S	0.56	10.2	15.4	0.1	3.2	-29	213.91	116.47
Purchaser								Price \$		
LOT	TAG	S/T	BWT	WWT	PWWT	PFAT	PEMD	PFEC	Carcass +	LAMB 2020
122	248	T	0.42	8.7	14.3	-0.7	1.8	13	194.87	112.18
Purchaser								Price \$		
123	381	T	0.49	8.3	12.9	0.6	3.6	-11	203.95	114.38
Purchaser								Price \$		
LOT	TAG	S/T	BWT	WWT	PWWT	PFAT	PEMD	PFEC	Carcass +	LAMB 2020
124	132	T	0.30	8.6	12.7	-0.3	2.4	-6	194.05	112.91
Purchaser								Price \$		
125	172	T	0.26	8.7	13.7	-0.4	2.1	17	194.47	112.01
Purchaser								Price \$		
LOT	TAG	S/T	BWT	WWT	PWWT	PFAT	PEMD	PFEC	Carcass +	LAMB 2020
126	225	T	0.31	8.5	12.7	-0.6	2.0	-9	191.20	112.64
Purchaser								Price \$		
127	221	S	0.25	9.6	14.5	-0.8	2.0	-3	200.31	113.65
Purchaser								Price \$		
LOT	TAG	S/T	BWT	WWT	PWWT	PFAT	PEMD	PFEC	Carcass +	LAMB 2020
128	511	S	0.54	11.1	17.6	-0.8	2.6	-10	221.11	116.68
Purchaser								Price \$		
129	243	T	0.46	9.4	14.6	0.1	3.5	-16	213.49	115.91
Purchaser								Price \$		

equals ranked in the top 10% for that trait over all terminal rams born in 2015

Terminal Average: BWT 0.32 WWT 8.1 PWWT 12.4 PFAT -0.6 PEMD 1.4 PFEC -18.0 Carcass + 180.10 LAMB 2020 110.60

LOT	TAG	S/T	BWT	WWT	PWWT	PFAT	PEMD	PFEC	Carcass +	LAMB 2020
130	216	TR	0.34	9.0	13.7	-0.7	2.4	-1	200.09	113.50
Purchaser								Price \$		
131	258	T	0.29	8.0	12.6	0.2	2.9	0	195.02	112.77
Purchaser								Price \$		
LOT	TAG	S/T	BWT	WWT	PWWT	PFAT	PEMD	PFEC	Carcass +	LAMB 2020
132	374	T	0.36	8.9	13.4	-0.6	2.0	-5	194.14	112.87
Purchaser								Price \$		
133	154	T	0.09	7.6	12.1	-0.3	2.8	-30	193.84	113.88
Purchaser								Price \$		
LOT	TAG	S/T	BWT	WWT	PWWT	PFAT	PEMD	PFEC	Carcass +	LAMB 2020
134	449	T	0.47	8.6	13.4	-0.6	1.6	23	188.85	110.95
Purchaser								Price \$		
135	407	T	0.41	8.8	13.2	-0.3	2.4	-6	195.76	113.13
Purchaser								Price \$		

equals ranked in the top 10% for that trait over all terminal rams born in 2015

Terminal Average: BWT 0.32 WWT 8.1 PWWT 12.4 PFAT -0.6 PEMD 1.4 PFEC -18.0 Carcass + 180.10 LAMB 2020 110.60

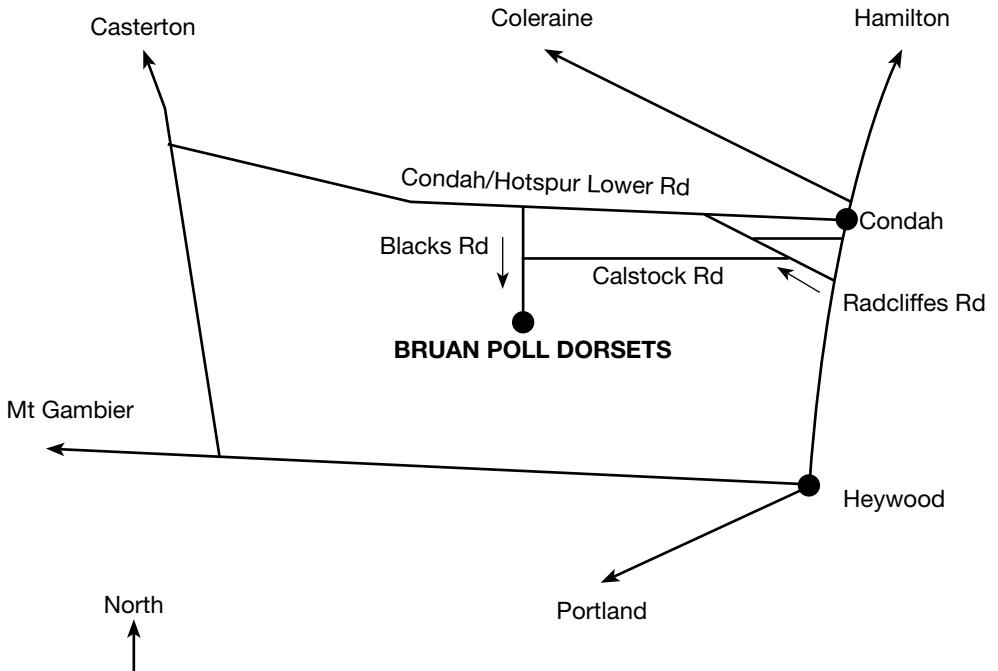
NOTES

NOTES

In buying a BRUAN Poll Dorset ram/s you have chosen wisely. Into it have gone years of thought, research and improvements.

You will find, as many other owners all across Australia, that you have the best genetics on offer.

You have purchased a dependable animal, but only by proper care can you expect to receive performance and long service. BRUAN Poll Dorsets can instruct you on the general maintenance as it is important you get the best performance, and we will be glad to answer any questions you may have.



BRUAN POLL DORSETS

Commercially focused seedstock producers

Comparing sire potential

Are you buying the right rams for your production system?

This is the question, lamb producers should be asking themselves. The rams you buy today will affect the lambs you produce over the next four to five years.

When selecting rams, identify and seek genetics that will help you reach your breeding objective. Also consider other factors of economic importance, which are influenced by genetics such as growth, meat quality and disease resistance.

A percentile band table is a useful tool to assist the interpretation and application of Australian Sheep Breeding Values (ASBVs) when selecting rams. The table shows the spread and breakdown of ASBVs for each trait using percentiles and shows how well an animal performs relative to the current year drop.

By using the percentile table, it can easily be determined if an animal is above average or if it is in the top 10, 20, 30% etc. of rams for any trait of interest.

To use a percentile band table, go to the column heading for the trait in question. Go down to the ASBV range of the ram you are interested in, then project across to the left-hand row headings to see where the animal ranks.

For example, a ram with a post weaning weight (Pwwt) of 14.3 ranks in the top 20% for terminal sires born in 2015.

Percentile reports are available on the LAMBPLAN website www.lambplan.com.au



Percentile Report

Analysis TERMINAL Dated 15/08/2016

Animals born in 2015 Count 109118

Band	Bwt kg	Wwt kg	PWwt kg	Ywt kg	Pfat mm	Yfat mm	Pemd mm	Yemd mm	Ysc cm	Hsc cm	Pfec %	Yfec %	MWwt kg	NLW %	LMY %	IMF %	Dress %	ShrF5 %	N	LEO	Carcasse +	Trade\$	MCP SRC
0	-0.84	15.5	22.3	22.4	-3.1	-3.1	5.8	5.4	5.0	4.2	-85	-77	7.6	21	7.1	0.8	3.7	-5.1	172.7	243.0	1169.9	165.1	155.4
1	-0.47	11.2	17.3	17.6	-1.6	-1.8	3.4	3.2	4.5	3.8	-61	-57	5.1	11	4.7	0.1	2.5	-2.3	146.1	213.8	113.7	152.4	144.3
2	-0.42	10.8	16.8	17.0	-1.5	-1.6	3.2	3.0	4.3	3.7	-56	-51	4.6	10	4.4	0.1	2.4	-1.9	143.6	210.5	113.3	150.6	142.7
3	-0.38	10.6	16.4	16.7	-1.4	-1.5	3.0	2.8	4.3	3.7	-53	-48	4.3	9	4.3	0.0	2.3	-1.6	142.1	208.3	113.0	149.4	141.8
4	-0.34	10.4	16.1	16.4	-1.3	-1.5	2.9	2.7	4.2	3.6	-50	-45	4.1	9	4.2	0.0	2.3	-1.4	141.1	206.7	112.8	148.5	141.0
5	-0.30	10.3	15.9	16.3	-1.3	-1.4	2.8	2.6	4.1	3.5	-49	-44	4.0	8	4.1	0.0	2.2	-1.2	140.3	205.4	112.6	147.1	140.5
10	0.04	9.8	15.2	15.6	-1.1	-1.3	2.5	2.3	3.9	3.4	-42	-38	3.6	7	3.7	-0.1	2.0	-0.6	137.4	200.6	112.0	145.1	138.5
15	0.13	9.5	14.7	15.1	-1.0	-1.2	2.3	2.1	3.8	3.3	-38	-34	3.3	6	3.5	-0.2	1.9	-0.2	135.5	197.2	111.5	143.2	137.1
20	0.18	9.3	14.3	14.7	-0.9	-1.1	2.1	1.9	3.7	3.2	-34	-30	3.2	5	3.3	-0.2	1.8	0.2	133.9	194.3	111.1	141.7	136.0
25	0.21	9.0	14.0	14.4	-0.9	-1.0	1.9	1.8	3.6	3.1	-31	-27	3.0	5	3.2	-0.2	1.8	0.5	132.6	191.8	110.7	140.4	135.0
30	0.24	8.8	13.6	14.1	-0.8	-0.9	1.8	1.6	3.5	3.0	-29	-24	2.9	4	3.0	-0.3	1.7	0.7	131.4	189.4	110.3	139.2	134.1
35	0.26	8.6	13.3	13.8	-0.7	-0.9	1.7	1.5	3.4	3.0	-26	-21	2.8	4	2.9	-0.3	1.6	1.0	130.3	187.1	110.0	138.0	133.3
40	0.28	8.5	13.0	13.5	-0.7	-0.8	1.6	1.4	3.3	2.9	-23	-19	2.7	3	2.8	-0.4	1.6	1.3	129.2	184.8	109.6	136.9	132.5
45	0.30	8.3	12.7	13.2	-0.6	-0.8	1.5	1.3	3.3	2.8	-20	-16	2.6	3	2.6	-0.4	1.5	1.6	128.2	182.5	109.3	135.8	131.6
50	0.32	8.1	12.4	12.9	-0.6	-0.7	1.4	1.2	3.2	2.7	-18	-14	2.5	3	2.5	-0.4	1.4	1.9	127.1	180.1	108.9	134.7	130.8
55	0.34	7.9	12.0	12.6	-0.5	-0.6	1.3	1.1	3.1	2.7	-15	-11	2.3	2	2.4	-0.5	1.3	2.2	126.1	177.5	108.5	133.5	129.9
60	0.36	7.6	11.7	12.2	-0.4	-0.6	1.2	1.0	3.0	2.6	-12	-9	2.2	2	2.2	-0.5	1.3	2.6	125.0	174.9	108.2	132.3	128.9
65	0.38	7.4	11.3	11.8	-0.4	-0.5	1.1	0.9	2.9	2.5	-10	-6	2.1	1	2.1	-0.5	1.2	3.0	123.8	172.0	107.8	131.1	127.8
70	0.40	7.1	10.8	11.4	-0.3	-0.4	1.0	0.7	2.9	2.4	-7	-3	2.0	1	1.9	-0.6	1.1	3.4	122.6	168.8	107.4	129.7	126.6
75	0.42	6.8	10.4	10.8	-0.2	-0.3	0.8	0.6	2.8	2.3	-3	0	1.8	0	1.7	-0.6	1.0	3.8	121.2	165.3	106.9	128.3	125.2
80	0.44	6.5	9.8	10.2	-0.1	-0.2	0.7	0.5	2.6	2.2	0	4	1.6	-1	1.5	-0.7	0.9	4.3	119.7	161.7	106.4	126.7	123.6
85	0.47	6.0	9.2	9.4	0.0	-0.1	0.5	0.3	2.5	2.0	5	8	1.4	-2	1.2	-0.7	0.8	4.8	118.0	157.8	105.8	124.7	121.7
90	0.50	5.5	8.5	8.3	0.1	0.1	0.3	0.1	2.3	1.8	12	14	1.1	-3	0.7	-0.8	0.7	5.4	116.0	153.2	104.9	122.2	119.6
95	0.55	4.8	7.5	7.0	0.4	0.3	0.0	-0.2	2.0	1.5	22	23	0.6	-5	0.1	-0.9	0.5	6.2	113.3	147.0	103.3	118.5	116.7
96	0.57	4.6	7.2	6.7	0.4	0.4	-0.1	-0.3	1.9	1.5	25	26	0.4	-5	0.0	-0.9	0.4	6.4	112.5	145.1	102.7	117.4	116.0
97	0.59	4.3	6.9	6.2	0.5	0.5	-0.2	-0.4	1.6	1.4	30	29	0.2	-6	-0.2	-1.0	0.3	6.7	111.6	142.8	100.8	116.0	114.9
98	0.61	4.0	6.4	5.7	0.6	0.6	-0.3	-0.5	1.6	1.3	36	34	0.0	-7	-0.4	-0.9	0.2	7.1	110.5	139.5	100.6	114.2	113.4
99	0.65	3.4	5.6	4.8	0.8	0.8	-0.6	-0.7	1.4	1.1	47	46	-0.4	-9	-0.7	-1.1	0.0	7.7	108.6	134.3	98.8	111.4	110.9
100	0.95	-3.5	-4.3	-3.9	2.3	2.6	-5.1	-4.6	0.1	0.4	85	88	-2.8	-16	-2.8	-1.5	-1.5	12.9	91.7	69.0	58.3	74.5	87.3

SHEEP GENETICS



BRUAN
POLL DORSETS

David & Colleen Gordon
Blacks Rd Condah 3303
Ph 55 78 2211 0417 142 863