

BRUAN POLL DORSETS

Commercially focused seedstock producers



140 RAMS

13th Annual Selected Ram Sale

Monday 21st October 2013

On Property – 1.00 p.m

Blacks Rd Condah



Elders Hamilton

Aaron Malseed 0407 782 286 Ross Milne 0408 057 558



Kerr & Co Livestock Hamilton

Shaun Mansbridge 0400 428 844 Craig Pertzel 0408 723 952
Micheal Kerr 0438 528 246

BRUAN POLL DORSETS Founded 1984
Flock No. 3528

Inspection welcome from 11.00am

Light Luncheon available

Vendors.....David & Colleen Gordon
Blacks Rd Condah 3303
Ph 55 78 2211 0417 142 863

3% rebate to outside agents introducing new clients and in attendance at the sale.

Bruan Poll Dorsets are: Brucellosis accredited free No. 3381
OJD fully vaccinated stud. 6 points Fully Lambplan performance tested.

All rams drenched with a combination 15th Sept. 2013,
back lined as a precaution and fully vaccinated 6S B12


Commercially focused seedstock producers

The Bruan Poll Dorset stud was founded in 1984 on Wandin Woods bloodlines with the aim of breeding rams with good loin length-width and good muscling.

Stud sires are selected on performance figures, conformation and structural soundness.

New bloodlines are selected every year to keep improving the studs genetic gain.

Sires are chosen carefully to enable us to offer the best genetic packages to our clients.



Bruan is a member of Meat Elite Australia- a group of Poll Dorset breeders who work together for excellence through their breeding programs based on accurate data and structural soundness. By sharing genetics from objectively measured superior animals, Meat Elite sheep consistently out perform the average terminal sire indexes.



Our aim is to produce high performance genetics with high growth and positive muscle. We believe it is important to have positive muscle to help the lambs finish at a younger age and also help red meat yield for those marketing over the hooks.

	Bwt	Pwwt	Pfat	Pemd	Carcass +
Terminal sires 2013 average	0.31	11.2	-0.6	1.0	169.50
Bruan Poll Dorsets sale ram average	0.41	13.2	-0.8	1.7	189.20

NOTE: Shaded areas represent rams identified as trait leaders that are in the top 10% of all terminal sires of the 2012 drop rams in Australia.

The Lambplan run date is Aug.15 2013

**Rams needing to be stud registered have a reserve of \$2000
Bruan retains semen rights in all stud rams**

In the interest of buyers, and to prevent the occurrence of mistakes, all instructions concerning the delivery and trucking of stock, must be given in writing and signed by the buyer or his/her agent

Buyers Instruction Slip

(to be filled in before leaving sale)

Name:

Address:

.....

Telephone: Postcode

Send Account to

.....

Lots Purchased:

GST

Lot No: Price +

Lot No: Price +

Lot No: Price +

Lot No: Price +

Lot No: Price +

Lot No: Price +

Lot No: Price +

Lot No: Price +

Total

Signature Date

BRUAN POLL DORSETS

SPECIALY SELECTED RAM SALE


STUD RAMS

LOT	TAG	S/T	BWT	WWT	PWWT	PFAT	PEMD	PFEC	Carcass +	LAMB 2020
1	49	TW	0.36	10.4	15.8	-1.2	1.4	-44	200.88	115.32
		Acc.	65	67	64	70	72	58		
SIRE: LAMBPRO 4020-10										
Purchaser							Price \$			
2	394	TW	0.54	9.1	12.8	-0.6	2.2	5	193.72	112.36
		Acc.	83	69	66	60	61	53		
SIRE: BRUAN 68-10										
Purchaser							Price \$			
3	48	TW	0.17	9.1	13.8	-1.0	1.5	-33	191.33	113.61
		Acc.	78	69	67	67	68	58		
SIRE: LAMBPRO 4020-10										
Purchaser							Price \$			
4	11	TW	0.55	9.2	14.2	-0.4	2.3	-26	199.48	114.35
		Acc.	87	71	69	69	71	57		
SIRE: LAMBPRO 4020-10										
Purchaser							Price \$			

 equals ranked in the top 10% for that trait over all terminal rams born in 2012

Terminal Average: BWT 0.31 WWT 7.3 PWWT 11.2 PFAT -0.6 PEMD 1.0 PFEC -17.0 Carcass + 169.50 LAMB 2020 109.30

LOT	TAG	S/T	BWT	WWT	PWWT	PFAT	PEMD	PFEC	Carcass +	LAMB 2020
5	538	S	0.43	8.6	12.7	-0.7	2.5	-54	195.56	114.98
Purchaser								Price \$		
6	380	S	0.57	9.8	14.6	-0.5	2.9	-38	209.16	116.14
Purchaser								Price \$		
LOT	TAG	S/T	BWT	WWT	PWWT	PFAT	PEMD	PFEC	Carcass +	LAMB 2020
7	65	TR	0.16	7.9	12.8	-0.2	3.0	-7	198.63	113.57
Purchaser								Price \$		
8	59	TR	0.28	8.2	14.9	0.1	2.9	-19	203.51	114.7
Purchaser								Price \$		
LOT	TAG	S/T	BWT	WWT	PWWT	PFAT	PEMD	PFEC	Carcass +	LAMB 2020
9	100	TR	0.51	10.0	16.8	-1.4	1.8	-58	208.32	116.84
Purchaser								Price \$		
10	102	TR	0.36	9.5	16.0	-1.3	1.8	-23	203.61	114.85
Purchaser								Price \$		
LOT	TAG	S/T	BWT	WWT	PWWT	PFAT	PEMD	PFEC	Carcass +	LAMB 2020
11	206	S	0.48	9.7	14.8	-1.8	1.2	-24	194.73	113.67
Purchaser								Price \$		
12	133	S	0.45	9.4	14.2	-1.3	1.3	-7	191.03	112.5
Purchaser								Price \$		
LOT	TAG	S/T	BWT	WWT	PWWT	PFAT	PEMD	PFEC	Carcass +	LAMB 2020
13	453	S	0.60	9.5	13.8	-1.2	1.6	-10	193.59	112.92
Purchaser								Price \$		
14	31	T	0.36	7.5	12.2	-0.2	2.4	-9	188.11	112.17
Purchaser								Price \$		
LOT	TAG	S/T	BWT	WWT	PWWT	PFAT	PEMD	PFEC	Carcass +	LAMB 2020
15	514	T	0.42	8.4	12.3	-0.7	2.0	-6	187.92	112.02
Purchaser								Price \$		
16	520	S	0.60	9.7	14.6	-0.3	2.5	-35	203.46	115.24
Purchaser								Price \$		

 equals ranked in the top 10% for that trait over all terminal rams born in 2012


Terminal Average: BWT 0.31 WWT 7.3 PWWT 11.2 PFAT -0.6 PEMD 1.0 PFEC -17.0 Carcass + 169.50 LAMB 2020 109.30

LOT	TAG	S/T	BWT	WWT	PWWT	PFAT	PEMD	PFEC	Carcass +	LAMB 2020
17	85	S	0.50	9.4	13.1	-1.2	1.3	-36	186.85	113.07
Purchaser								Price \$		
18	220	T	0.42	9.3	13.8	-0.9	1.0	45	184.55	109.52
Purchaser								Price \$		
LOT	TAG	S/T	BWT	WWT	PWWT	PFAT	PEMD	PFEC	Carcass +	LAMB 2020
19	436	T	0.47	9.0	12.8	-0.7	1.1	-9	181.50	111.27
Purchaser								Price \$		
20	164	T	0.33	8.2	12.6	-0.1	1.8	-23	184.41	112.25
Purchaser								Price \$		
LOT	TAG	S/T	BWT	WWT	PWWT	PFAT	PEMD	PFEC	Carcass +	LAMB 2020
21	140	T	0.42	8.6	13.8	-0.9	1.4	1	188.57	111.84
Purchaser								Price \$		
22	141	T	0.50	9.3	15.3	-1.2	1.4	1	196.24	112.87
Purchaser								Price \$		
LOT	TAG	S/T	BWT	WWT	PWWT	PFAT	PEMD	PFEC	Carcass +	LAMB 2020
23	209	T	0.31	9.0	13.9	-0.5	2.6	2	201.01	113.48
Purchaser								Price \$		
24	360	T	0.57	8.5	12.2	-1.4	1.5	4	184.64	111.17
Purchaser								Price \$		
LOT	TAG	S/T	BWT	WWT	PWWT	PFAT	PEMD	PFEC	Carcass +	LAMB 2020
25	192	T	0.32	8.4	12.7	-0.9	1.0	-3	178.57	110.69
Purchaser								Price \$		
26	5	T	0.54	10.0	15.5	-1.6	1.0	-7	195.03	113.00
Purchaser								Price \$		
LOT	TAG	S/T	BWT	WWT	PWWT	PFAT	PEMD	PFEC	Carcass +	LAMB 2020
27	429	T	0.43	9.6	13.8	-2.1	0.5	-29	185.31	112.61
Purchaser								Price \$		
28	314	T	0.33	9.4	14.2	-0.8	0.7	55	182.03	108.02
Purchaser								Price \$		

equals ranked in the top 10% for that trait over all terminal rams born in 2012

Terminal Average: BWT 0.31 WWT 7.3 PWWT 11.2 PFAT -0.6 PEMD 1.0 PFEC -17.0 Carcass + 169.50 LAMB 2020 109.30

LOT	TAG	S/T	BWT	WWT	PWWT	PFAT	PEMD	PFEC	Carcass +	LAMB 2020
29	270	T	0.52	9.0	13.3	-1.3	1.0	12	183.96	110.75
Purchaser								Price \$		
30	547	T	0.47	9.7	15.1	-1.2	0.8	7	189.18	111.66
Purchaser								Price \$		
LOT	TAG	S/T	BWT	WWT	PWWT	PFAT	PEMD	PFEC	Carcass +	LAMB 2020
31	225	T	0.43	9.0	13.5	0.1	3.2	-23	204.23	114.92
Purchaser								Price \$		
32	184	T	0.34	9.1	13.7	-0.7	1.9	16	193.88	111.98
Purchaser								Price \$		
LOT	TAG	S/T	BWT	WWT	PWWT	PFAT	PEMD	PFEC	Carcass +	LAMB 2020
33	75	S	0.46	8.9	14.1	-0.7	1.6	-16	190.99	112.83
Purchaser								Price \$		
34	242	T	0.50	8.0	11.6	-1.2	1.2	23	178.38	109.56
Purchaser								Price \$		
LOT	TAG	S/T	BWT	WWT	PWWT	PFAT	PEMD	PFEC	Carcass +	LAMB 2020
35	269	T	0.50	8.8	13.3	-1.3	1.1	21	184.77	110.50
Purchaser								Price \$		
36	338	S	0.29	8.8	12.4	-0.8	1.6	-6	185.01	111.66
Purchaser								Price \$		
LOT	TAG	S/T	BWT	WWT	PWWT	PFAT	PEMD	PFEC	Carcass +	LAMB 2020
37	484	T	0.53	9.4	14.0	-1.7	0.4	6	182.15	110.73
Purchaser								Price \$		
38	121	S	0.44	9.6	14.1	-1.3	0.9	-9	186.74	111.98
Purchaser								Price \$		
LOT	TAG	S/T	BWT	WWT	PWWT	PFAT	PEMD	PFEC	Carcass +	LAMB 2020
39	287	T	0.32	8.1	12.4	-0.1	2.9	-23	195.79	113.77
Purchaser								Price \$		
40	526	S	0.42	8.8	13.6	-0.8	1.9	-22	192.63	113.31
Purchaser								Price \$		

 equals ranked in the top 10% for that trait over all terminal rams born in 2012

Terminal Average: BWT 0.31 WWT 7.3 PWWT 11.2 PFAT -0.6 PEMD 1.0 PFEC -17.0 Carcass + 169.50 LAMB 2020 109.30

LOT	TAG	S/T	BWT	WWT	PWWT	PFAT	PEMD	PFEC	Carcass +	LAMB 2020
41	415	T	0.61	9.5	14.3	-1.4	0.9	13	188.41	111.3
Purchaser								Price \$		
42	528	S	0.34	8.0	12.6	-0.7	1.6	-14	183.88	111.83
Purchaser								Price \$		
LOT	TAG	S/T	BWT	WWT	PWWT	PFAT	PEMD	PFEC	Carcass +	LAMB 2020
43	525	S	0.21	8.2	12.2	-0.3	1.8	2	183.84	111.18
Purchaser								Price \$		
44	529	TR	0.59	10.0	15.1	-1.5	1.3	15	197.13	112.39
Purchaser								Price \$		
LOT	TAG	S/T	BWT	WWT	PWWT	PFAT	PEMD	PFEC	Carcass +	LAMB 2020
45	472	T	0.29	7.6	11.1	-0.7	2.2	-2	184.90	111.47
Purchaser								Price \$		
46	183	T	0.35	9.2	13.7	-0.7	1.7	17	191.17	111.56
Purchaser								Price \$		
LOT	TAG	S/T	BWT	WWT	PWWT	PFAT	PEMD	PFEC	Carcass +	LAMB 2020
47	557	S	0.60	9.6	14.9	-1.0	1.0	-30	189.82	113.22
Purchaser								Price \$		
48	463	T	0.43	9.0	14.3	-0.4	2.2	14	197.63	112.52
Purchaser								Price \$		
LOT	TAG	S/T	BWT	WWT	PWWT	PFAT	PEMD	PFEC	Carcass +	LAMB 2020
49	546	S	0.48	8.4	12.6	-1.2	1.5	6	185.77	111.25
Purchaser								Price \$		
50	200	T	0.42	8.7	12.8	-1.6	0.7	-12	179.29	111.09
Purchaser								Price \$		
LOT	TAG	S/T	BWT	WWT	PWWT	PFAT	PEMD	PFEC	Carcass +	LAMB 2020
51	335	T	0.38	9.0	14.0	-0.7	1.5	-11	190.42	112.56
Purchaser								Price \$		
52	470	T	0.29	8.7	12.8	-0.6	2.1	2	190.71	112.13
Purchaser								Price \$		

equals ranked in the top 10% for that trait over all terminal rams born in 2012

Terminal Average: BWT 0.31 WWT 7.3 PWWT 11.2 PFAT -0.6 PEMD 1.0 PFEC -17.0 Carcass + 169.50 LAMB 2020 109.30

LOT	TAG	S/T	BWT	WWT	PWWT	PFAT	PEMD	PFEC	Carcass +	LAMB 2020
53	152	S	0.41	8.4	12.3	-0.9	2.2	-2	190.97	112.3
Purchaser								Price \$		
54	157	T	0.54	9.5	14.5	-1.6	0.6	30	186.16	110.33
Purchaser								Price \$		
LOT	TAG	S/T	BWT	WWT	PWWT	PFAT	PEMD	PFEC	Carcass +	LAMB 2020
55	306	T	0.53	9.2	14.6	-1.2	1.0	-16	188.59	112.5
Purchaser								Price \$		
56	253	S	0.19	6.9	10.7	0.1	2.0	-12	175.72	110.57
Purchaser								Price \$		
LOT	TAG	S/T	BWT	WWT	PWWT	PFAT	PEMD	PFEC	Carcass +	LAMB 2020
57	434	T	0.45	10.0	14.4	-1.6	0.5	2	185.59	111.38
Purchaser								Price \$		
58	327	T	0.51	8.6	13.8	-0.9	1.6	-4	189.96	112.20
Purchaser								Price \$		
LOT	TAG	S/T	BWT	WWT	PWWT	PFAT	PEMD	PFEC	Carcass +	LAMB 2020
59	174	T	0.49	8.3	13.0	-0.7	2.4	-35	194.99	114.12
Purchaser								Price \$		
60	334	T	0.46	8.7	13.2	-1.3	0.4	30	176.52	109.04
Purchaser								Price \$		
LOT	TAG	S/T	BWT	WWT	PWWT	PFAT	PEMD	PFEC	Carcass +	LAMB 2020
61	213	S	0.42	9.7	14.2	-1.6	0.5	1	184.11	111.25
Purchaser								Price \$		
62	120	S	0.32	9.4	14.3	-0.8	1.3	-4	189.52	112.19
Purchaser								Price \$		
LOT	TAG	S/T	BWT	WWT	PWWT	PFAT	PEMD	PFEC	Carcass +	LAMB 2020
63	47	T	0.22	7.1	12.1	0.0	2.4	-17	186.43	112.32
Purchaser								Price \$		
64	379	T	0.38	10.0	14.0	-1.2	0.6	6	182.97	110.9
Purchaser								Price \$		

equals ranked in the top 10% for that trait over all terminal rams born in 2012

Terminal Average: BWT 0.31 WWT 7.3 PWWT 11.2 PFAT -0.6 PEMD 1.0 PFEC -17.0 Carcass + 169.50 LAMB 2020 109.30

LOT	TAG	S/T	BWT	WWT	PWWT	PFAT	PEMD	PFEC	Carcass +	LAMB 2020
65	105	T	0.50	8.8	13.2	-1.1	1.8	7	191.31	111.96
Purchaser								Price \$		
66	55	TR	0.56	8.8	15.1	-1.4	1.5	-9	196.33	113.24
Purchaser								Price \$		
LOT	TAG	S/T	BWT	WWT	PWWT	PFAT	PEMD	PFEC	Carcass +	LAMB 2020
67	109	T	0.37	9.4	13.3	-1.1	0.4	-7	177.67	110.70
Purchaser								Price \$		
68	555	TR	0.55	8.8	13.8	-0.4	1.6	7	188.89	111.63
Purchaser								Price \$		
LOT	TAG	S/T	BWT	WWT	PWWT	PFAT	PEMD	PFEC	Carcass +	LAMB 2020
69	507	T	0.06	7.9	12.2	0.2	2.7	-21	190.66	113.06
Purchaser								Price \$		
70	353	T	0.46	9.5	14.1	-0.8	1.9	13	196.86	112.45
Purchaser								Price \$		
LOT	TAG	S/T	BWT	WWT	PWWT	PFAT	PEMD	PFEC	Carcass +	LAMB 2020
71	230	T	0.41	9.1	13.0	-1.4	0.5	9	178.17	110.11
Purchaser								Price \$		
72	231	T	0.43	7.5	11.1	-0.5	2.3	8	183.90	110.92
Purchaser								Price \$		
LOT	TAG	S/T	BWT	WWT	PWWT	PFAT	PEMD	PFEC	Carcass +	LAMB 2020
73	247	T	0.27	7.7	11.6	0.1	2.4	4	184.68	111.21
Purchaser								Price \$		
74	431	T	0.29	8.3	12.2	-0.5	1.8	-1	184.57	111.41
Purchaser								Price \$		
LOT	TAG	S/T	BWT	WWT	PWWT	PFAT	PEMD	PFEC	Carcass +	LAMB 2020
75	39	T	0.40	8.8	13.1	-0.2	2.8	-32	199.09	114.59
Purchaser								Price \$		
76	439	T	0.16	7.7	10.8	-0.6	2.2	-16	182.94	111.60
Purchaser								Price \$		

equals ranked in the top 10% for that trait over all terminal rams born in 2012

Terminal Average: BWT 0.31 WWT 7.3 PWWT 11.2 PFAT -0.6 PEMD 1.0 PFEC -17.0 Carcass + 169.50 LAMB 2020 109.30

Lot 1 - A twin to Lot 3




Lot 2 - Used in stud as a ram lamb

Lot 3 - Used as a ram lamb



Lot 4 - Used as a ram lamb, progeny showing great potential

LOT	TAG	S/T	BWT	WWT	PWWT	PFAT	PEMD	PFEC	Carcass +	LAMB 2020
77	118	T	0.56	8.4	13.1	-0.6	2.4	5	194.49	112.43
Purchaser								Price \$		
78	499	T	0.25	7.9	11.1	-0.4	2.2	14	183.23	110.62
Purchaser								Price \$		
LOT	TAG	S/T	BWT	WWT	PWWT	PFAT	PEMD	PFEC	Carcass +	LAMB 2020
79	37	T	0.46	8.3	14.1	-1.0	1.9	40	194.48	111.07
Purchaser								Price \$		
80	545	S	0.58	9.6	14.3	-1.0	1.9	-20	197.28	113.82
Purchaser								Price \$		
LOT	TAG	S/T	BWT	WWT	PWWT	PFAT	PEMD	PFEC	Carcass +	LAMB 2020
81	363	T	0.62	8.0	12.7	-0.3	2.7	-30	194.59	113.85
Purchaser								Price \$		
82	303	T	0.22	8.4	13.1	-0.8	1.6	-7	186.78	111.98
Purchaser								Price \$		
LOT	TAG	S/T	BWT	WWT	PWWT	PFAT	PEMD	PFEC	Carcass +	LAMB 2020
83	70	T	0.57	10.2	16.3	-0.8	1.3	-24	198.73	114.18
Purchaser								Price \$		
84	356	S	0.58	10.1	14.8	-1.6	0.4	-10	186.49	111.96
Purchaser								Price \$		
LOT	TAG	S/T	BWT	WWT	PWWT	PFAT	PEMD	PFEC	Carcass +	LAMB 2020
85	274	S	0.10	8.0	10.5	-1.2	1.3	1	174.62	110.03
Purchaser								Price \$		
86	421	T	0.30	7.5	11.4	-0.6	1.6	3	178.00	110.34
Purchaser								Price \$		
LOT	TAG	S/T	BWT	WWT	PWWT	PFAT	PEMD	PFEC	Carcass +	LAMB 2020
87	425	TR	0.41	9.1	14.4	-0.7	2.3	3	201.18	113.45
Purchaser								Price \$		
88	501	S	0.48	8.0	12.6	-0.7	2.7	-51	196.20	114.94
Purchaser								Price \$		

 equals ranked in the top 10% for that trait over all terminal rams born in 2012

Terminal Average: BWT 0.31 WWT 7.3 PWWT 11.2 PFAT -0.6 PEMD 1.0 PFEC -17.0 Carcass + 169.50 LAMB 2020 109.30

LOT	TAG	S/T	BWT	WWT	PWWT	PFAT	PEMD	PFEC	Carcass +	LAMB 2020
89	136	T	0.35	7.8	12.9	-0.8	1.4	-17	182.37	111.72
Purchaser								Price \$		
90	282	T	0.30	9.1	13.7	-0.6	1.8	10	192.05	111.97
Purchaser								Price \$		
LOT	TAG	S/T	BWT	WWT	PWWT	PFAT	PEMD	PFEC	Carcass +	LAMB 2020
91	376	T	0.28	8.7	12.6	-0.4	2.4	9	193.08	112.15
Purchaser								Price \$		
92	188	TR	0.20	8.6	12.9	-0.6	2.6	7	197.42	112.82
Purchaser								Price \$		
LOT	TAG	S/T	BWT	WWT	PWWT	PFAT	PEMD	PFEC	Carcass +	LAMB 2020
93	101	TR	0.37	8.3	13.9	-1.1	2.0	-19	195.43	113.59
Purchaser								Price \$		
94	29	T	0.43	8.8	13.0	-1.0	1.1	-18	182.71	111.8
Purchaser								Price \$		
LOT	TAG	S/T	BWT	WWT	PWWT	PFAT	PEMD	PFEC	Carcass +	LAMB 2020
95	475	T	0.53	8.4	13.5	-0.3	2.7	-10	199.50	113.72
Purchaser								Price \$		
96	223	T	0.40	9.6	15.1	-1.0	1.0	-22	190.80	113.08
Purchaser								Price \$		
LOT	TAG	S/T	BWT	WWT	PWWT	PFAT	PEMD	PFEC	Carcass +	LAMB 2020
97	539	T	0.52	7.1	12.2	-0.1	1.7	-10	179.21	111.01
Purchaser								Price \$		
98	339	T	0.41	8.7	13.9	-0.4	1.9	-17	192.27	113.06
Purchaser								Price \$		
LOT	TAG	S/T	BWT	WWT	PWWT	PFAT	PEMD	PFEC	Carcass +	LAMB 2020
99	354	T	0.39	9.3	13.2	-1.1	1.4	-11	188.59	112.34
Purchaser								Price \$		
100	297	T	0.47	9.7	13.0	-1.6	0.8	-28	183.83	112.33
Purchaser								Price \$		

equals ranked in the top 10% for that trait over all terminal rams born in 2012

Terminal Average: BWT 0.31 WWT 7.3 PWWT 11.2 PFAT -0.6 PEMD 1.0 PFEC -17.0 Carcass + 169.50 LAMB 2020 109.30

LOT	TAG	S/T	BWT	WWT	PWWT	PFAT	PEMD	PFEC	Carcass +	LAMB 2020
101	509	T	0.36	8.4	13.5	-0.9	2.8	-9	201.87	114.04
Purchaser								Price \$		
102	454	T	0.57	7.4	12.7	-0.5	1.9	-14	185.63	112.01
Purchaser								Price \$		
LOT	TAG	S/T	BWT	WWT	PWWT	PFAT	PEMD	PFEC	Carcass +	LAMB 2020
103	477	T	0.46	7.8	12.2	0.1	2.0	-37	182.64	112.53
Purchaser								Price \$		
104	459	T	0.52	8.8	14.0	0.2	2.0	-32	191.64	113.57
Purchaser								Price \$		
LOT	TAG	S/T	BWT	WWT	PWWT	PFAT	PEMD	PFEC	Carcass +	LAMB 2020
105	15	T	0.33	8.6	12.5	-0.4	2.6	-30	194.77	113.92
Purchaser								Price \$		
106	522	T	0.45	8.5	13.5	-0.8	1.6	-29	188.79	113.07
Purchaser								Price \$		
LOT	TAG	S/T	BWT	WWT	PWWT	PFAT	PEMD	PFEC	Carcass +	LAMB 2020
107	154	T	0.40	8.8	12.8	-0.8	1.5	98	185.91	107.61
Purchaser								Price \$		
108	389	T	0.37	8.8	13.5	-0.5	1.2	-7	183.84	111.55
Purchaser								Price \$		
LOT	TAG	S/T	BWT	WWT	PWWT	PFAT	PEMD	PFEC	Carcass +	LAMB 2020
109	408	T	0.09	7.8	12.4	-0.2	2.3	-15	187.82	112.45
Purchaser								Price \$		
110	448	T	0.36	9.1	12.7	-0.7	1.1	37	180.63	109.32
Purchaser								Price \$		
LOT	TAG	S/T	BWT	WWT	PWWT	PFAT	PEMD	PFEC	Carcass +	LAMB 2020
111	369	T	0.65	8.9	13.1	-0.6	1.5	-38	185.37	112.93
Purchaser								Price \$		
112	378	T	0.25	9.1	13.4	-1.0	0.9	10	182.10	110.63
Purchaser								Price \$		

equals ranked in the top 10% for that trait over all terminal rams born in 2012

Terminal Average: BWT 0.31 WWT 7.3 PWWT 11.2 PFAT -0.6 PEMD 1.0 PFEC -17.0 Carcass + 169.50 LAMB 2020 109.30

LOT	TAG	S/T	BWT	WWT	PWWT	PFAT	PEMD	PFEC	Carcass +	LAMB 2020
113	228	T	0.08	7.6	10.8	-0.5	2.9	1	189.94	112.09
Purchaser								Price \$		
114	257	T	0.64	9.3	14.6	-0.2	2.5	-28	201.47	114.69
Purchaser								Price \$		
LOT	TAG	S/T	BWT	WWT	PWWT	PFAT	PEMD	PFEC	Carcass +	LAMB 2020
115	79	T	0.46	8.6	13.0	-0.7	2.3	-47	194.17	114.52
Purchaser								Price \$		
116	396	S	0.14	8.3	12.4	-0.8	1.1	5	178.49	110.36
Purchaser								Price \$		
LOT	TAG	S/T	BWT	WWT	PWWT	PFAT	PEMD	PFEC	Carcass +	LAMB 2020
117	498	T	0.50	9.0	13.5	-0.4	2.6	-27	198.83	114.34
Purchaser								Price \$		
118	410	T	0.02	7.7	11.0	-0.1	2.9	-11	189.77	112.55
Purchaser								Price \$		
LOT	TAG	S/T	BWT	WWT	PWWT	PFAT	PEMD	PFEC	Carcass +	LAMB 2020
119	93	S	0.47	9.3	14.7	-1.3	1.6	-33	196.30	114.25
Purchaser								Price \$		
120	46	T	0.27	7.4	12.7	0.2	2.1	-31	184.56	112.63
Purchaser								Price \$		
LOT	TAG	S/T	BWT	WWT	PWWT	PFAT	PEMD	PFEC	Carcass +	LAMB 2020
121	294	TR	0.44	8.1	11.3	-1.5	1.9	-30	186.44	112.78
Purchaser								Price \$		
122	318	T	0.48	8.7	13.0	0.0	2.6	-23	195.33	113.68
Purchaser								Price \$		
LOT	TAG	S/T	BWT	WWT	PWWT	PFAT	PEMD	PFEC	Carcass +	LAMB 2020
123	313	T	0.33	8.3	13.6	-0.8	1.2	-2	184.02	111.36
Purchaser								Price \$		
124	178	TR	0.38	9.5	14.8	-0.3	1.4	-12	190.49	112.63
Purchaser								Price \$		

equals ranked in the top 10% for that trait over all terminal rams born in 2012

Terminal Average: BWT 0.31 WWT 7.3 PWWT 11.2 PFAT -0.6 PEMD 1.0 PFEC -17.0 Carcass + 169.50 LAMB 2020 109.30

LOT	TAG	S/T	BWT	WWT	PWWT	PFAT	PEMD	PFEC	Carcass +	LAMB 2020
125	540	T	0.55	7.6	12.6	-0.5	1.7	-5	183.26	111.32
Purchaser								Price \$		
126	430	T	0.41	9.2	13.4	-1.7	0.9	-23	185.30	112.36
Purchaser								Price \$		
LOT	TAG	S/T	BWT	WWT	PWWT	PFAT	PEMD	PFEC	Carcass +	LAMB 2020
127	564	T	0.45	8.5	13.5	-0.9	1.9	-21	191.53	113.13
Purchaser								Price \$		
128	3	T	0.41	8.7	14.2	-0.5	2.2	-14	197.19	113.62
Purchaser								Price \$		
LOT	TAG	S/T	BWT	WWT	PWWT	PFAT	PEMD	PFEC	Carcass +	LAMB 2020
129	518	T	0.57	8.5	13.1	-0.8	1.4	-10	185.26	111.78
Purchaser								Price \$		
130	144	T	0.25	8.7	12.3	-0.5	2.5	-45	193.42	114.37
Purchaser								Price \$		
LOT	TAG	S/T	BWT	WWT	PWWT	PFAT	PEMD	PFEC	Carcass +	LAMB 2020
131	512	T	0.28	8.1	11.8	-0.9	1.8	-27	184.40	112.41
Purchaser								Price \$		
132	560	T	0.31	7.7	12.7	-0.1	2.1	-20	186.46	112.41
Purchaser								Price \$		
LOT	TAG	S/T	BWT	WWT	PWWT	PFAT	PEMD	PFEC	Carcass +	LAMB 2020
133	149	T	0.36	7.1	11.5	-0.5	2.3	8	185.10	111.09
Purchaser								Price \$		
134	122	T	0.40	8.9	12.7	-0.9	1.2	-12	181.92	111.47
Purchaser								Price \$		
LOT	TAG	S/T	BWT	WWT	PWWT	PFAT	PEMD	PFEC	Carcass +	LAMB 2020
135	202	T	0.39	9.4	14.0	-1.3	0.6	-17	183.18	111.82
Purchaser								Price \$		
136	139	T	0.57	8.9	13.2	-1.8	0.8	-6	183.56	111.42
Purchaser								Price \$		

equals ranked in the top 10% for that trait over all terminal rams born in 2012

Terminal Average: BWT 0.31 WWT 7.3 PWWT 11.2 PFAT -0.6 PEMD 1.0 PFEC -17.0 Carcass + 169.50 LAMB 2020 109.30

LOT	TAG	S/T	BWT	WWT	PWWT	PFAT	PEMD	PFEC	Carcass +	LAMB 2020
137	277	T	0.53	8.0	12.2	-0.2	2.6	-40	191.86	113.9
Purchaser								Price \$		
138	204	T	0.32	8.7	13.3	-1.3	1.7	-11	191.36	112.71
Purchaser								Price \$		
LOT	TAG	S/T	BWT	WWT	PWWT	PFAT	PEMD	PFEC	Carcass +	LAMB 2020
139	446	T	0.16	7.2	10.4	-0.1	2.6	-13	182.60	111.65
Purchaser								Price \$		
140	45	S	0.48	8.4	13.1	-1.1	1.1	-41	183.00	112.74
Purchaser								Price \$		
LOT	TAG	S/T	BWT	WWT	PWWT	PFAT	PEMD	PFEC	Carcass +	LAMB 2020
141	172	T	0.36	7.0	10.5	0.1	3.0	-6	186.99	111.9
Purchaser								Price \$		
142	417	TR	0.57	8.9	13.6	-0.9	1.8	-28	192.50	113.48
Purchaser								Price \$		
LOT	TAG	S/T	BWT	WWT	PWWT	PFAT	PEMD	PFEC	Carcass +	LAMB 2020
143	116	T	0.44	8.1	12.0	-1.3	1.7	-5	185.96	111.71
Purchaser								Price \$		
144	488	T	0.22	7.3	10.9	-0.2	2.4	-3	183.37	111.34
Purchaser								Price \$		
LOT	TAG	S/T	BWT	WWT	PWWT	PFAT	PEMD	PFEC	Carcass +	LAMB 2020
145	308	TR	0.46	9.0	14.0	-1.3	0.6	-15	181.90	111.56
Purchaser								Price \$		
146	351	T	0.46	9.6	14.2	-1.1	1.9	-37	197.84	114.6
Purchaser								Price \$		

equals ranked in the top 10% for that trait over all terminal rams born in 2012

Terminal Average: BWT 0.31 WWT 7.3 PWWT 11.2 PFAT -0.6 PEMD 1.0 PFEC -17.0 Carcass + 169.50 LAMB 2020 109.30

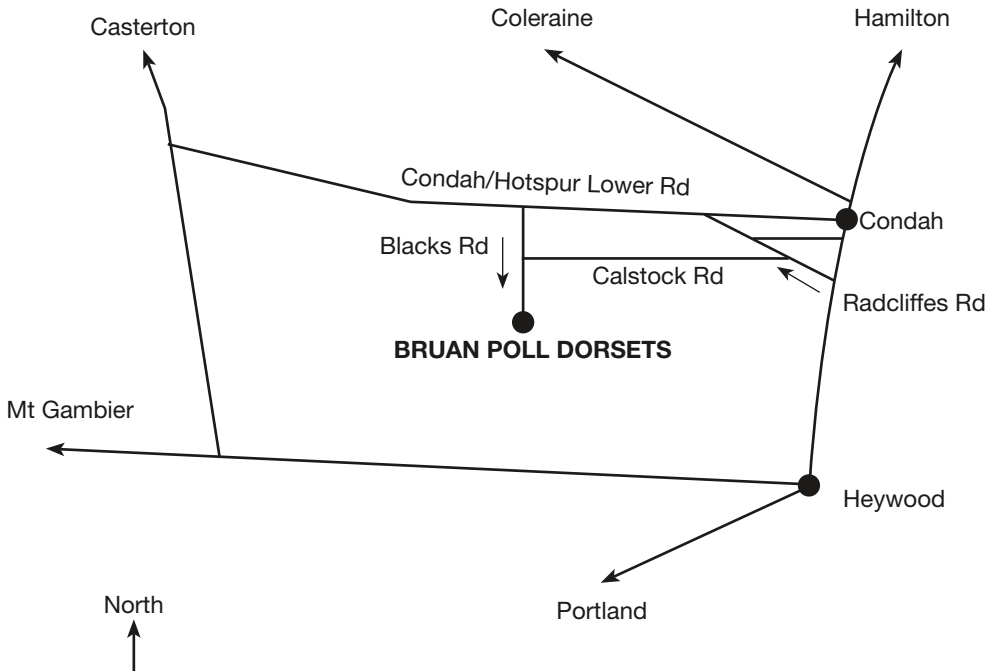
NOTES

NOTES

In buying a BRUAN Poll Dorset ram/s you have chosen wisely. Into it have gone years of thought, research and improvements.

You will find, as many other owners all across Australia, that you have the best genetics on offer.

You have purchased a dependable animal, but only by proper care can you expect to receive performance and long service. BRUAN Poll Dorsets can instruct you on the general maintenance as it is important you get the best performance, and we will be glad to answer any questions you may have.



BRUAN POLL DORSETS

Commercially focused seedstock producers

Comparing sire potential

Are you buying the right rams for your production system?

This is the question, lamb producers should be asking themselves. The rams you buy today will affect the lambs you produce over the next four to five years.

When selecting rams, identify and seek genetics that will help you reach your breeding objective. Also consider other factors of economic importance, which are influenced by genetics such as growth, meat quality and disease resistance.

A percentile band table is a useful tool to assist the interpretation and application of Australian Sheep Breeding Values (ASBVs) when selecting rams. The table shows the spread and breakdown of ASBVs for each trait using percentiles and shows how well an animal performs relative to the current year drop.

By using the percentile table, it can easily be determined if an animal is above average or if it is in the top 10, 20, 30% etc. of rams for any trait of interest.

To use a percentile band table, go to the column heading for the trait in question. Go down to the ASBV range of the ram you are interested in, then project across to the left-hand row headings to see where the animal ranks.

For example, a ram with a post weaning weight (Pwwt) of 13.1 ranks in the top 20% for terminal sires born in 2012.

Percentile reports are available on the LAMBPLAN website
www.lambplan.com.au



Percentile Report

Analysis TERMINAL Dated 15/08/2013

Animals born in 2012

Band	Bwt kg	Wwt kg	PWwt kg	Ywt kg	Pfat mm	Yfat mm	Pemd mm	Yemd mm	Ysc cm	Hsc cm	Pfec %	Yfec %	MWwt kg	NLW	Carcase + Export\$	LAMB2020 Iradex\$	SRC		
0	-0.75	13.2	20.7	21.2	-3.1	-4.0	5.2	5.3	5.5	4.2	-81	-76	8.3	17	229.2	119.7	115.6	115.5	152.9
1	-0.39	10.4	16.0	17.1	-1.7	-1.8	3.1	3.1	4.2	3.6	-58	-53	5.3	12	204.2	114.6	112.2	112.4	141.9
2	-0.34	10.1	15.5	16.5	-1.5	-1.7	2.9	2.9	4.0	3.4	-52	-49	4.6	11	200.9	114.0	111.6	112.0	140.1
3	-0.30	9.8	15.2	16.2	-1.5	-1.6	2.7	2.7	3.9	3.3	-49	-46	4.3	10	198.6	113.6	111.3	111.7	139.0
4	-0.26	9.7	14.9	16.0	-1.4	-1.5	2.6	2.6	3.8	3.2	-47	-44	4.0	10	196.9	113.4	111.0	111.5	138.2
5	-0.23	9.5	14.7	15.7	-1.3	-1.5	2.5	2.5	3.7	3.2	-45	-42	3.8	9	195.5	113.1	110.7	111.4	137.6
10	-0.01	9.1	14.0	15.0	-1.2	-1.3	2.1	2.1	3.4	3.0	-39	-36	3.4	8	190.6	112.4	109.9	110.7	135.6
15	0.11	8.8	13.5	14.5	-1.1	-1.2	1.9	1.9	3.3	2.8	-35	-32	3.2	7	187.1	111.8	109.3	110.2	134.2
20	0.16	8.5	13.1	14.1	-1.0	-1.1	1.7	1.7	3.2	2.7	-31	-29	3.0	6	184.1	111.4	108.8	109.8	133.0
25	0.20	8.3	12.8	13.8	-0.9	-1.0	1.6	1.5	3.0	2.6	-29	-26	2.9	5	181.5	111.0	108.3	109.4	132.0
30	0.23	8.1	12.4	13.4	-0.8	-0.9	1.5	1.4	2.9	2.5	-26	-24	2.8	5	178.9	110.7	107.8	109.0	131.1
35	0.25	7.9	12.1	13.1	-0.8	-0.9	1.4	1.2	2.9	2.4	-24	-22	2.7	4	176.5	110.3	107.4	108.7	130.3
40	0.27	7.7	11.8	12.8	-0.7	-0.8	1.2	1.1	2.7	2.3	-22	-19	2.6	4	174.2	110.0	107.0	108.3	129.4
45	0.29	7.5	11.5	12.5	-0.7	-0.8	1.1	1.0	2.7	2.2	-20	-17	2.5	3	171.9	109.7	106.5	108.0	128.6
50	0.31	7.3	11.2	12.2	-0.6	-0.7	1.0	0.9	2.6	2.1	-17	-15	2.3	3	169.5	109.3	106.0	107.7	127.8
55	0.33	7.1	10.9	11.9	-0.6	-0.6	0.9	0.8	2.5	2.0	-15	-13	2.2	3	167.1	109.0	105.5	107.3	126.9
60	0.35	6.8	10.6	11.5	-0.5	-0.6	0.8	0.7	2.4	1.9	-13	-10	2.1	2	164.6	108.7	104.9	107.0	126.0
65	0.37	6.6	10.2	11.1	-0.4	-0.5	0.7	0.6	2.3	1.9	-10	-8	2.0	2	162.0	108.3	104.3	106.6	124.9
70	0.39	6.3	9.8	10.7	-0.4	-0.4	0.6	0.5	2.2	1.8	-7	-5	1.9	1	159.4	108.0	103.6	106.2	123.8
75	0.41	6.0	9.4	10.2	-0.3	-0.3	0.5	0.4	2.1	1.7	-4	-2	1.8	1	156.6	107.6	102.7	105.7	122.5
80	0.43	5.6	8.9	9.6	-0.2	-0.2	0.4	0.2	2.0	1.6	1	2	1.6	0	153.5	107.2	101.6	105.2	120.9
85	0.46	5.2	8.3	8.8	-0.1	-0.1	0.2	0.1	1.8	1.5	6	7	1.4	-1	149.8	106.7	100.1	104.5	119.2
90	0.49	4.5	7.5	7.8	0.1	0.1	0.1	-0.1	1.6	1.4	13	13	1.1	-2	145.1	106.1	97.8	103.4	116.9
95	0.54	3.6	6.3	6.3	0.4	0.5	-0.2	-0.4	1.3	1.2	25	27	0.7	-4	136.9	105.0	93.9	101.3	113.5
96	0.56	3.3	5.9	5.9	0.4	0.6	-0.3	-0.5	1.2	1.2	30	32	0.6	-5	134.2	104.7	92.6	100.6	112.3
97	0.58	2.8	5.4	5.4	0.5	0.7	-0.4	-0.6	1.0	1.1	35	38	0.4	-6	129.6	104.1	90.9	99.7	110.8
98	0.60	1.9	4.6	4.7	0.7	0.8	-0.5	-0.7	0.9	1.0	42	46	0.1	-8	120.5	102.9	88.6	98.3	108.5
99	0.64	-0.1	3.0	3.2	0.9	1.1	-0.8	-0.9	0.6	0.8	54	60	-0.3	-10	103.6	100.7	84.2	97.0	102.4
100	1.94	-5.7	-7.2	-5.3	2.6	4.2	-3.2	-2.9	-0.7	0.4	145	147	-3.0	-15	69.1	95.9	34.6	60.9	86.5

SHEEP GENETICS



BRUAN
POLL DORSETS

David & Colleen Gordon
Blacks Rd Condah 3303
Ph 55 78 2211 0417 142 863