

# BRUAN POLL DORSETS

*Commercially focused seedstock producers*



## **140 RAMS**

### **18th Annual Selected Ram Sale**

**Monday 15th October 2018**

On Property – 1.00 p.m

Blacks Rd Condah



## **Kerr & Co Livestock Hamilton**

Shaun Mansbridge 0400 428 844      Craig Pertzelt 0408 723 952  
Micheal Kerr 0438 528 246

## **BRUAN POLL DORSETS** Founded 1984

Flock No. 3528

Inspection welcome from 11.00am

Light Luncheon available

Vendors.....David & Colleen Gordon

Blacks Rd Condah 3303

Ph 5578 2211      0417 142 863

3% rebate to outside agents introducing new clients and in attendance at the sale.

Bruan Poll Dorsets are: Brucellosis accredited free No. 3381,  
OJD fully vaccinated stud. Fully Lambplan performance tested.

All rams drenched with Trifecta on the 30th Aug. 2018, back lined  
as a precaution only and fully vaccinated 6S B12

## Commercially focused seedstock producers

The Bruan Poll Dorset stud was founded in 1984 on Wandin Woods bloodlines with the aim of breeding rams with good loin length-width and good muscling.

Stud sires are selected on performance data, conformation and structural soundness. We use sires that have been genomic tested. Genomic testing gives us data on the hard to measure traits such as eating quality and lean meat yield. Sires are chosen carefully to enable us to offer the best genetic packages to our clients.



Bruan is a member of Meat Elite Australia- a group of Poll Dorset breeders who work together for excellence through their breeding programs based on accurate data and structural soundness. By sharing genetics from objectively measured superior animals, Meat Elite sheep consistently out perform the average terminal sire indexes.



Our aim is to produce high performance genetics with high growth and positive muscle. Genomics DNA testing for meat eating quality and meat yield, prior to sire selection is a high priority.

LEQ is the eating quality index based on the same production targets as Lamb 2020 with the added emphasis on eating quality traits.

	Bwt	Pwwt	Pfat	Pemd	Carcass +
Terminal sires 2017 average	0.33	13.1	-0.5	1.5	185.1
Bruan Poll Dorsets sale ram average	0.38	15.2	-0.5	2.8	209.6

**NOTE:** Shaded areas represent rams identified as trait leaders that are in the top 10% of all terminal sires of the 2017 drop rams in Australia.  
The Lambplan analysis run date is Aug.15 2018

***Rams needing to be stud registered have a reserve of \$2000  
Bruan retains semen rights in all stud rams***

In the interest of buyers, and to prevent the occurrence of mistakes, all instructions concerning the delivery and trucking of stock, must be given in writing and signed by the buyer or his/her agent

# Buyers Instruction Slip

(to be filled in before leaving sale)

Name: .....

Address: .....

.....

Telephone: ..... Postcode .....

Send Account to .....

.....

Lots Purchased:

GST

Lot No: ..... Price ..... + .....

Lot No: ..... Price ..... + .....

Lot No: ..... Price ..... + .....

Lot No: ..... Price ..... + .....

Lot No: ..... Price ..... + .....

Lot No: ..... Price ..... + .....

Lot No: ..... Price ..... + .....

Lot No: ..... Price ..... + .....

Total .....


Signature ..... Date .....


# BRUAN POLL DORSETS


## SPECIALY SELECTED RAM SALE


### STUD RAMS

LOT	TAG	BWT	WWT	PWWT	PFAT	PEMD	PFEC	CARCASS+	LEQ	BREED %	BT
1	170146	0.49	11.0	17.3	0.2	5.1	-30	243.56	168.17	1.00	4
		<b>SIRE: HF130156</b>									
<i>Ranks top 1% for pemd, C+, and LEQ and in the top 5% wwt, pwwt of all terminal sires 2017 drop. Used in flock as a ram lamb.</i>											
Purchaser							Price \$				
2	170145	0.42	11.1	17.8	-0.2	4.1	-43	235.72	160.16	1.00	4
		<b>SIRE: HF130156</b>									
<i>Ranks top 1% for pemd, C+, and LEQ and in the top 5% wwt, pwwt of all terminal sires 2017 drop. Used in flock as a ram lamb.</i>											
Purchaser							Price \$				
3	170068	0.37	10.7	16.5	-0.3	3.3	-23	221.04	146.61	1.00	1
		<b>SIRE: HF130156</b>									
<i>Ranks top 1% for C+ and in the top 5% for wwt, pwwt, pemd and LEQ of all terminal sires 2017 drop. Used in flock as a ram lamb.</i>											
Purchaser							Price \$				
4	170137	0.37	9.6	15.2	-0.1	4.1	-30	222.56	154.04	0.99	2
		<b>SIRE: M150049</b>									
<i>Ranks top 1% for pemd, C+ and LEQ of all terminal sires for 2017 drop.</i>											
Purchaser							Price \$				

 equals ranked in the top 1% for that trait over all terminal rams born in 2017

 equals ranked in the top 5% for that trait over all terminal rams born in 2017

 equals ranked in the top 10% for that trait over all terminal rams born in 2017

 equals ranked in the top 10% for that trait over all terminal rams born in 2017

**Bruan Sale Average:** BWT 0.38 WWT 9.7 PWWT 15.2 PFAT -0.5 PEMD 2.8 PFEC -10 Carcass + 209.59 LEQ 140.34

**Terminal Average:** BWT 0.33 WWT 8.6 PWWT 13.1 PFAT -0.5 PEMD 1.5 PFEC -20 Carcass + 185.10 LEQ 127.50

# BRUAN POLL DORSETS

## SPECIALY SELECTED RAM SALE

### 2017 DROP RAMS

LOT	TAG	BWT	WWT	PWWT	PFAT	PEMD	PFEC	CARCASS+	LEQ	BREED %	BT
5	170351	0.56	10.3	15.0	-1.6	1.8	11	203.04	130.56	1.00	1
Purchaser								Price \$			
6	170141	0.50	10.3	16.1	-0.9	2.0	-2	207.05	136.64	1.00	2
Purchaser								Price \$			
LOT	TAG	BWT	WWT	PWWT	PFAT	PEMD	PFEC	CARCASS+	LEQ	BREED %	BT
7	170135	0.24	9.3	14.9	-0.5	2.7	-3	206.94	133.23	0.99	2
Purchaser								Price \$			
8	170130	0.42	9.4	15.6	-0.4	2.6	-36	207.05	139.92	0.99	3
Purchaser								Price \$			
LOT	TAG	BWT	WWT	PWWT	PFAT	PEMD	PFEC	CARCASS+	LEQ	BREED %	BT
9	170152	0.36	10.3	18.1	-0.9	2.8	-1	222.91	145.57	0.97	2
Purchaser								Price \$			
10	170176	0.46	10.6	17.5	-0.1	2.9	-41	219.75	151.95	0.94	1
Purchaser								Price \$			
LOT	TAG	BWT	WWT	PWWT	PFAT	PEMD	PFEC	CARCASS+	LEQ	BREED %	BT
11	170093	0.28	9.4	14.9	0.0	3.5	-11	214.18	157.15	0.99	1
Purchaser								Price \$			
12	170110	0.45	11.3	17.6	-0.4	2.3	-16	216.31	136.68	1.00	1
Purchaser								Price \$			
LOT	TAG	BWT	WWT	PWWT	PFAT	PEMD	PFEC	CARCASS+	LEQ	BREED %	BT
13	170213	0.52	8.9	13.8	-1.1	2.1	-14	197.26	136.04	0.97	2
Purchaser								Price \$			
14	170126	0.46	10.6	16.6	-0.6	2.8	14	216.64	139.73	0.95	2
Purchaser								Price \$			

equals ranked in the top 10% for that trait over all terminal rams born in 2017

**Bruan Sale Average:** BWT 0.38 WWT 9.7 PWWT 15.2 PFAT -0.5 PEMD 2.8 PFEC -10 Carcass + 209.59 LEQ 140.34  
**Terminal Average:** BWT 0.33 WWT 8.6 PWWT 13.1 PFAT -0.5 PEMD 1.5 PFEC -20 Carcass + 185.10 LEQ 127.50

LOT	TAG	BWT	WWT	PWWT	PFAT	PEMD	PFEC	CARCASS+	LEQ	BREED %	BT
15	170210	0.45	11.6	18.1	-0.4	2.7	-41	223.39	150.24	0.94	2
Purchaser								Price \$			
16	170360	0.17	10.1	15.3	-0.9	2.8	-25	212.14	134.34	0.93	1
Purchaser								Price \$			
LOT	TAG	BWT	WWT	PWWT	PFAT	PEMD	PFEC	CARCASS+	LEQ	BREED %	BT
17	170166	0.58	11.7	18.0	-1.0	2.6	-5	223.47	136.54	0.95	2
Purchaser								Price \$			
18	170254	0.43	9.8	14.9	-0.7	2.5	20	206.10	124.01	0.97	3
Purchaser								Price \$			
LOT	TAG	BWT	WWT	PWWT	PFAT	PEMD	PFEC	CARCASS+	LEQ	BREED %	BT
19	170096	0.13	9.9	15.8	-0.1	3.1	-20	213.60	132.47	1.00	2
Purchaser								Price \$			
20	170316	0.29	8.6	13.9	0.3	3.8	-15	211.36	146.16	0.94	1
Purchaser								Price \$			
LOT	TAG	BWT	WWT	PWWT	PFAT	PEMD	PFEC	CARCASS+	LEQ	BREED %	BT
21	170201	0.37	10.5	15.6	-1.0	2.0	-34	206.09	129.42	0.88	1
Purchaser								Price \$			
22	170143	0.68	13.2	19.6	-1.4	3.2	-14	241.17	159.16	0.97	1
Purchaser								Price \$			
LOT	TAG	BWT	WWT	PWWT	PFAT	PEMD	PFEC	CARCASS+	LEQ	BREED %	BT
23	170251	0.22	8.7	13.5	-0.3	3.0	-41	202.35	143.31	0.94	3
Purchaser								Price \$			
24	170397	0.46	9.2	14.5	-0.7	3.0	-25	209.64	142.09	0.95	2
Purchaser								Price \$			
LOT	TAG	BWT	WWT	PWWT	PFAT	PEMD	PFEC	CARCASS+	LEQ	BREED %	BT
25	170184	0.42	10.6	17.0	0.2	3.3	-31	220.86	148.33	0.94	2
Purchaser								Price \$			
26	170252	0.22	9.0	14.8	0.2	3.8	-43	215.29	143.73	0.94	3
Purchaser								Price \$			

equals ranked in the top 10% for that trait over all terminal rams born in 2017

**Bruan Sale Average:** BWT 0.38 WWT 9.7 PWWT 15.2 PFAT -0.5 PEMD 2.8 PFEC -10 Carcass + 209.59 LEQ 140.34

**Terminal Average:** BWT 0.33 WWT 8.6 PWWT 13.1 PFAT -0.5 PEMD 1.5 PFEC -20 Carcass + 185.10 LEQ 127.50

LOT	TAG	BWT	WWT	PWWT	PFAT	PEMD	PFEC	CARCASS+	LEQ	BREED %	BT
27	170188	0.71	10.6	16.8	-1.1	1.5	10	205.43	136.45	1.00	2
Purchaser								Price \$			
28	170194	0.59	11.6	17.8	-1.3	2.4	11	222.31	137.45	0.97	1
Purchaser								Price \$			
LOT	TAG	BWT	WWT	PWWT	PFAT	PEMD	PFEC	CARCASS+	LEQ	BREED %	BT
29	170214	0.51	9.4	14.6	-1.2	2.1	-16	201.53	138.44	0.97	2
Purchaser								Price \$			
30	170277	0.34	8.5	14.1	-0.1	2.0	5	193.07	126.63	1.00	2
Purchaser								Price \$			
LOT	TAG	BWT	WWT	PWWT	PFAT	PEMD	PFEC	CARCASS+	LEQ	BREED %	BT
31	170045	0.41	10.7	16.9	-1.7	1.6	18	209.81	134.89	0.97	3
Purchaser								Price \$			
32	170319	0.60	8.9	14.1	-0.9	2.5	-20	202.07	147.19	0.99	2
Purchaser								Price \$			
LOT	TAG	BWT	WWT	PWWT	PFAT	PEMD	PFEC	CARCASS+	LEQ	BREED %	BT
33	170349	0.51	10.0	15.5	-1.3	1.9	6	204.81	126.97	0.94	2
Purchaser								Price \$			
34	170046	0.48	11.1	17.0	-1.4	1.9	8	212.20	132.09	0.97	3
Purchaser								Price \$			
LOT	TAG	BWT	WWT	PWWT	PFAT	PEMD	PFEC	CARCASS+	LEQ	BREED %	BT
35	170202	0.29	8.4	15.0	0.4	3.1	-24	206.03	142.99	0.94	2
Purchaser								Price \$			
36	170453	0.25	8.9	14.0	-1.3	1.5	23	192.70	132.20	0.99	2
Purchaser								Price \$			
LOT	TAG	BWT	WWT	PWWT	PFAT	PEMD	PFEC	CARCASS+	LEQ	BREED %	BT
37	170247	0.50	10.2	15.8	-0.6	2.5	-26	210.09	137.97	0.94	2
Purchaser								Price \$			
38	170350	0.23	9.6	14.9	-0.9	2.7	-1	209.00	139.27	0.94	2
Purchaser								Price \$			

equals ranked in the top 10% for that trait over all terminal rams born in 2017

**Bruan Sale Average:** BWT 0.38 WWT 9.7 PWWT 15.2 PFAT -0.5 PEMD 2.8 PFEC -10 Carcass + 209.59 LEQ 140.34

**Terminal Average:** BWT 0.33 WWT 8.6 PWWT 13.1 PFAT -0.5 PEMD 1.5 PFEC -20 Carcass + 185.10 LEQ 127.50



LOT	TAG	BWT	WWT	PWWT	PFAT	PEMD	PFEC	CARCASS+	LEQ	BREED %	BT
39	170107	0.34	11.1	17.6	-0.9	2.7	-4	221.88	146.59	0.97	1
Purchaser								Price \$			
40	170259	0.46	9.1	14.7	-0.8	2.2	24	201.39	136.76	0.99	2
Purchaser								Price \$			
LOT	TAG	BWT	WWT	PWWT	PFAT	PEMD	PFEC	CARCASS+	LEQ	BREED %	BT
41	170006	0.22	11.0	16.3	-2.0	2.4	-15	217.55	138.95	0.98	2
Purchaser								Price \$			
42	170371	0.46	9.8	15.1	-0.4	2.3	-25	204.09	139.30	0.94	2
Purchaser								Price \$			
LOT	TAG	BWT	WWT	PWWT	PFAT	PEMD	PFEC	CARCASS+	LEQ	BREED %	BT
43	170296	0.49	9.3	14.2	-0.3	3.0	-25	206.52	133.94	0.97	1
Purchaser								Price \$			
44	170356	0.52	9.3	14.9	-0.3	2.3	-29	201.19	138.63	0.94	2
Purchaser								Price \$			
LOT	TAG	BWT	WWT	PWWT	PFAT	PEMD	PFEC	CARCASS+	LEQ	BREED %	BT
45	170379	0.37	9.1	14.6	-0.3	3.9	-19	217.61	149.83	1.00	2
Purchaser								Price \$			
46	170307	0.57	10.0	15.8	-0.8	2.6	-30	211.31	141.10	0.97	2
Purchaser								Price \$			
LOT	TAG	BWT	WWT	PWWT	PFAT	PEMD	PFEC	CARCASS+	LEQ	BREED %	BT
47	170380	0.37	8.9	14.1	-0.2	3.8	-9	214.24	147.95	1.00	2
Purchaser								Price \$			
48	170365	0.19	9.5	15.2	0.0	2.5	-21	204.15	141.63	0.95	2
Purchaser								Price \$			
LOT	TAG	BWT	WWT	PWWT	PFAT	PEMD	PFEC	CARCASS+	LEQ	BREED %	BT
49	170387	0.41	8.9	13.5	-0.3	2.8	-35	201.79	135.70	0.94	2
Purchaser								Price \$			
50	170378	0.49	10.0	15.8	-0.6	2.0	-24	204.34	141.06	1.00	2
Purchaser								Price \$			

equals ranked in the top 10% for that trait over all terminal rams born in 2017

**Bruan Sale Average:** BWT 0.38 WWT 9.7 PWWT 15.2 PFAT -0.5 PEMD 2.8 PFEC -10 Carcass + 209.59 LEQ 140.34

**Terminal Average:** BWT 0.33 WWT 8.6 PWWT 13.1 PFAT -0.5 PEMD 1.5 PFEC -20 Carcass + 185.10 LEQ 127.50

LOT	TAG	BWT	WWT	PWWT	PFAT	PEMD	PFEC	CARCASS+	LEQ	BREED %	BT
51	170027	0.08	7.9	12.4	0.6	4.4	-14	209.51	141.79	1.00	2
Purchaser								Price \$			
52	170375	0.29	8.6	13.7	0.5	3.5	-18	205.79	143.29	1.00	2
Purchaser								Price \$			
LOT	TAG	BWT	WWT	PWWT	PFAT	PEMD	PFEC	CARCASS+	LEQ	BREED %	BT
53	170125	0.47	11.2	16.7	-0.6	3.4	26	225.84	148.84	0.97	2
Purchaser								Price \$			
54	170342	0.36	8.9	13.8	-0.1	3.1	-20	204.89	140.45	1.00	2
Purchaser								Price \$			
LOT	TAG	BWT	WWT	PWWT	PFAT	PEMD	PFEC	CARCASS+	LEQ	BREED %	BT
55	170028	0.58	10.2	15.5	-0.6	2.4	6	207.79	129.80	0.99	2
Purchaser								Price \$			
56	170430	0.57	9.9	15.2	-1.1	1.8	0	201.06	131.30	1.00	2
Purchaser								Price \$			
LOT	TAG	BWT	WWT	PWWT	PFAT	PEMD	PFEC	CARCASS+	LEQ	BREED %	BT
57	170025	0.10	9.3	15.1	-0.2	3.1	-3	210.01	141.23	0.95	2
Purchaser								Price \$			
58	170396	0.54	9.6	14.9	-1.1	2.0	-29	202.02	139.70	0.95	2
Purchaser								Price \$			
LOT	TAG	BWT	WWT	PWWT	PFAT	PEMD	PFEC	CARCASS+	LEQ	BREED %	BT
59	170400	0.53	8.9	14.3	-0.6	1.8	-41	193.20	140.57	1.00	2
Purchaser								Price \$			
60	170406	0.56	10.4	15.7	0.8	3.6	-37	216.78	144.16	0.94	1
Purchaser								Price \$			
LOT	TAG	BWT	WWT	PWWT	PFAT	PEMD	PFEC	CARCASS+	LEQ	BREED %	BT
61	170024	0.27	10.9	17.1	-0.7	2.9	-1	220.94	144.93	0.95	2
Purchaser								Price \$			
62	170472	0.33	9.1	14.1	-0.7	1.6	3	191.24	128.51	1.00	2
Purchaser								Price \$			

equals ranked in the top 10% for that trait over all terminal rams born in 2017

**Bruan Sale Average:** BWT 0.38 WWT 9.7 PWWT 15.2 PFAT -0.5 PEMD 2.8 PFEC -10 Carcass + 209.59 LEQ 140.34

**Terminal Average:** BWT 0.33 WWT 8.6 PWWT 13.1 PFAT -0.5 PEMD 1.5 PFEC -20 Carcass + 185.10 LEQ 127.50

LOT	TAG	BWT	WWT	PWWT	PFAT	PEMD	PFEC	CARCASS+	LEQ	BREED %	BT
63	170294	0.43	9.5	14.6	-0.2	2.4	-19	201.60	146.34	1.00	1
Purchaser								Price \$			
64	170394	0.25	10.5	16.6	-1.2	2.7	-24	218.30	132.97	0.93	2
Purchaser								Price \$			
LOT	TAG	BWT	WWT	PWWT	PFAT	PEMD	PFEC	CARCASS+	LEQ	BREED %	BT
65	170449	0.33	8.6	13.2	-0.6	3.1	14	203.74	143.71	0.99	2
Purchaser								Price \$			
66	170154	0.40	9.3	13.9	-0.2	2.8	-11	203.67	139.78	1.00	2
Purchaser								Price \$			
LOT	TAG	BWT	WWT	PWWT	PFAT	PEMD	PFEC	CARCASS+	LEQ	BREED %	BT
67	170475	0.45	9.7	14.5	-1.1	2.1	21	201.24	131.94	1.00	1
Purchaser								Price \$			
68	170233	0.37	9.5	14.5	-0.7	2.5	7	204.38	133.15	0.97	3
Purchaser								Price \$			
LOT	TAG	BWT	WWT	PWWT	PFAT	PEMD	PFEC	CARCASS+	LEQ	BREED %	BT
69	170010	0.18	11.2	17.3	-0.7	3.6	-14	230.43	145.28	0.95	2
Purchaser								Price \$			
70	170377	0.49	10.2	16.0	-0.7	1.9	-33	204.29	139.58	1.00	2
Purchaser								Price \$			
LOT	TAG	BWT	WWT	PWWT	PFAT	PEMD	PFEC	CARCASS+	LEQ	BREED %	BT
71	170470	0.20	9.7	16.0	0.0	2.2	-37	203.72	137.78	0.94	2
Purchaser								Price \$			
72	170041	0.16	9.6	14.8	0.0	2.6	-36	204.64	136.79	0.95	2
Purchaser								Price \$			
LOT	TAG	BWT	WWT	PWWT	PFAT	PEMD	PFEC	CARCASS+	LEQ	BREED %	BT
73	170467	0.42	9.3	14.5	-1.2	1.8	-18	197.99	125.71	0.97	2
Purchaser								Price \$			
74	170182	0.24	9.3	15.2	-1.1	2.2	-2	204.68	127.40	0.93	2
Purchaser								Price \$			

equals ranked in the top 10% for that trait over all terminal rams born in 2017

**Bruan Sale Average:** BWT 0.38 WWT 9.7 PWWT 15.2 PFAT -0.5 PEMD 2.8 PFEC -10 Carcass + 209.59 LEQ 140.34

**Terminal Average:** BWT 0.33 WWT 8.6 PWWT 13.1 PFAT -0.5 PEMD 1.5 PFEC -20 Carcass + 185.10 LEQ 127.50



Selection of sale rams



Crutching ewe



Sucker lambs coming in for weighing



s and lambs

LOT	TAG	BWT	WWT	PWWT	PFAT	PEMD	PFEC	CARCASS+	LEQ	BREED %	BT
75	170162	0.36	9.4	15.1	-0.7	3.3	-50	215.57	150.92	0.99	1
Purchaser								Price \$			
76	170117	0.32	8.5	13.6	-0.8	2.8	20	202.54	132.88	1.00	3
Purchaser								Price \$			
LOT	TAG	BWT	WWT	PWWT	PFAT	PEMD	PFEC	CARCASS+	LEQ	BREED %	BT
77	170452	0.29	9.9	14.6	-0.9	2.9	15	210.89	141.34	0.99	2
Purchaser								Price \$			
78	170427	0.44	8.5	14.2	-0.3	2.7	-31	201.93	136.77	0.94	2
Purchaser								Price \$			
LOT	TAG	BWT	WWT	PWWT	PFAT	PEMD	PFEC	CARCASS+	LEQ	BREED %	BT
79	170230	0.37	8.4	12.7	-0.7	3.2	28	203.00	147.13	1.00	2
Purchaser								Price \$			
80	170035	0.49	8.9	14.2	-0.5	2.8	-22	204.21	144.34	0.99	2
Purchaser								Price \$			
LOT	TAG	BWT	WWT	PWWT	PFAT	PEMD	PFEC	CARCASS+	LEQ	BREED %	BT
81	170366	0.56	11.1	17.3	-1.6	1.3	10	207.75	127.73	0.95	2
Purchaser								Price \$			
82	170357	0.50	8.5	13.9	-1.1	1.9	-24	194.16	137.96	0.94	2
Purchaser								Price \$			
LOT	TAG	BWT	WWT	PWWT	PFAT	PEMD	PFEC	CARCASS+	LEQ	BREED %	BT
83	170156	0.28	10.1	15.5	-0.6	1.8	-22	200.65	136.38	0.95	1
Purchaser								Price \$			
84	170139	0.61	10.8	17.2	-0.4	3.0	-34	221.37	151.85	0.99	2
Purchaser								Price \$			
LOT	TAG	BWT	WWT	PWWT	PFAT	PEMD	PFEC	CARCASS+	LEQ	BREED %	BT
85	170408	0.24	9.7	14.9	-0.2	2.4	-14	202.26	136.77	1.00	2
Purchaser								Price \$			
86	170423	0.34	8.6	13.4	-0.3	3.3	24	206.03	139.22	1.00	2
Purchaser								Price \$			

equals ranked in the top 10% for that trait over all terminal rams born in 2017

**Bruan Sale Average:** BWT 0.38 WWT 9.7 PWWT 15.2 PFAT -0.5 PEMD 2.8 PFEC -10 Carcass + 209.59 LEQ 140.34

**Terminal Average:** BWT 0.33 WWT 8.6 PWWT 13.1 PFAT -0.5 PEMD 1.5 PFEC -20 Carcass + 185.10 LEQ 127.50

LOT	TAG	BWT	WWT	PWWT	PFAT	PEMD	PFEC	CARCASS+	LEQ	BREED %	BT
87	170479	0.42	10.7	16.4	-1.0	2.5	20	215.29	140.29	1.00	2
Purchaser								Price \$			
88	170416	0.40	9.7	14.7	-1.0	2.8	27	210.35	142.02	0.99	1
Purchaser								Price \$			
LOT	TAG	BWT	WWT	PWWT	PFAT	PEMD	PFEC	CARCASS+	LEQ	BREED %	BT
89	170122	0.36	9.9	15.4	-0.6	3.5	-14	219.71	151.89	1.00	2
Purchaser								Price \$			
90	170019	0.14	9.3	14.2	-0.6	2.4	-28	200.43	142.80	0.95	2
Purchaser								Price \$			
LOT	TAG	BWT	WWT	PWWT	PFAT	PEMD	PFEC	CARCASS+	LEQ	BREED %	BT
91	170407	0.23	8.8	14.2	0.1	3.3	-14	207.01	141.38	1.00	2
Purchaser								Price \$			
92	170403	0.34	10.4	16.2	-0.5	2.8	-16	215.27	141.74	0.97	1
Purchaser								Price \$			
LOT	TAG	BWT	WWT	PWWT	PFAT	PEMD	PFEC	CARCASS+	LEQ	BREED %	BT
93	170302	0.30	8.7	13.9	-0.6	2.6	-19	200.67	134.55	0.97	2
Purchaser								Price \$			
94	170195	0.57	10.1	15.5	-0.6	2.9	-16	212.70	149.83	1.00	2
Purchaser								Price \$			
LOT	TAG	BWT	WWT	PWWT	PFAT	PEMD	PFEC	CARCASS+	LEQ	BREED %	BT
95	170481	0.37	8.9	14.4	0.3	2.7	-31	201.18	141.50	0.99	2
Purchaser								Price \$			
96	170084	0.35	7.4	12.0	-0.3	3.7	14	202.50	146.83	1.00	2
Purchaser								Price \$			
LOT	TAG	BWT	WWT	PWWT	PFAT	PEMD	PFEC	CARCASS+	LEQ	BREED %	BT
97	170255	0.30	9.9	15.0	-0.5	2.8	8	209.65	132.44	0.97	3
Purchaser								Price \$			
98	170321	0.55	10.8	16.3	-1.4	1.9	-1	209.70	137.66	0.97	1
Purchaser								Price \$			

equals ranked in the top 10% for that trait over all terminal rams born in 2017

**Bruan Sale Average:** BWT 0.38 WWT 9.7 PWWT 15.2 PFAT -0.5 PEMD 2.8 PFEC -10 Carcass + 209.59 LEQ 140.34

**Terminal Average:** BWT 0.33 WWT 8.6 PWWT 13.1 PFAT -0.5 PEMD 1.5 PFEC -20 Carcass + 185.10 LEQ 127.50

LOT	TAG	BWT	WWT	PWWT	PFAT	PEMD	PFEC	CARCASS+	LEQ	BREED %	BT
99	170199	0.17	8.3	14.0	-0.2	2.8	-4	201.44	134.99	0.95	2
Purchaser								Price \$			
100	170079	0.39	8.2	13.3	-0.1	2.7	5	196.26	134.79	0.95	2
Purchaser								Price \$			
LOT	TAG	BWT	WWT	PWWT	PFAT	PEMD	PFEC	CARCASS+	LEQ	BREED %	BT
101	170283	0.42	9.1	14.8	0.1	3.3	-37	209.25	146.91	0.94	2
Purchaser								Price \$			
102	170052	0.42	8.7	13.9	-0.6	2.7	16	201.96	130.41	0.99	2
Purchaser								Price \$			
LOT	TAG	BWT	WWT	PWWT	PFAT	PEMD	PFEC	CARCASS+	LEQ	BREED %	BT
103	170080	0.38	9.4	15.1	-0.1	2.7	4	205.92	138.77	0.95	2
Purchaser								Price \$			
104	170026	0.25	8.5	12.3	0.0	4.3	-15	212.12	148.73	1.00	2
Purchaser								Price \$			
LOT	TAG	BWT	WWT	PWWT	PFAT	PEMD	PFEC	CARCASS+	LEQ	BREED %	BT
105	170120	0.29	10.2	15.2	0.2	3.6	-6	216.93	142.35	0.97	2
Purchaser								Price \$			
106	170200	0.10	8.2	14.2	-0.7	2.4	-9	199.32	132.59	0.95	2
Purchaser								Price \$			
LOT	TAG	BWT	WWT	PWWT	PFAT	PEMD	PFEC	CARCASS+	LEQ	BREED %	BT
107	170484	0.47	10.6	16.6	-0.8	3.0	-3	220.67	135.15	0.95	2
Purchaser								Price \$			
108	170456	0.28	8.9	12.9	-0.7	2.7	-6	199.19	135.57	0.95	2
Purchaser								Price \$			
LOT	TAG	BWT	WWT	PWWT	PFAT	PEMD	PFEC	CARCASS+	LEQ	BREED %	BT
109	170437	0.49	10.4	15.0	-1.6	2.0	-16	206.15	139.46	0.99	2
Purchaser								Price \$			
110	170267	0.30	8.8	13.9	-0.9	2.6	-30	202.44	134.91	0.97	2
Purchaser								Price \$			

equals ranked in the top 10% for that trait over all terminal rams born in 2017

**Bruan Sale Average:** BWT 0.38 WWT 9.7 PWWT 15.2 PFAT -0.5 PEMD 2.8 PFEC -10 Carcass + 209.59 LEQ 140.34

**Terminal Average:** BWT 0.33 WWT 8.6 PWWT 13.1 PFAT -0.5 PEMD 1.5 PFEC -20 Carcass + 185.10 LEQ 127.50



LOT	TAG	BWT	WWT	PWWT	PFAT	PEMD	PFEC	CARCASS+	LEQ	BREED %	BT
111	170030	0.28	9.9	15.6	-0.2	3.4	-7	217.26	141.81	0.97	1
Purchaser								Price \$			
112	170056	0.47	8.8	12.9	-1.0	3.3	18	207.19	143.63	1.00	1
Purchaser								Price \$			
LOT	TAG	BWT	WWT	PWWT	PFAT	PEMD	PFEC	CARCASS+	LEQ	BREED %	BT
113	170043	0.20	10.1	15.7	-0.3	2.8	0	211.22	131.99	0.95	2
Purchaser								Price \$			
114	170168	0.29	9.0	13.4	-0.3	3.2	23	205.60	133.96	1.00	2
Purchaser								Price \$			
LOT	TAG	BWT	WWT	PWWT	PFAT	PEMD	PFEC	CARCASS+	LEQ	BREED %	BT
115	170082	0.36	9.6	14.6	-0.6	3.1	-12	211.25	148.17	1.00	2
Purchaser								Price \$			
116	170151	0.34	9.3	14.7	-0.5	3.6	-12	216.22	153.64	1.00	1
Purchaser								Price \$			
LOT	TAG	BWT	WWT	PWWT	PFAT	PEMD	PFEC	CARCASS+	LEQ	BREED %	BT
117	170189	0.53	9.8	15.2	-0.6	2.3	-9	204.66	137.16	1.00	2
Purchaser								Price \$			
118	170147	0.20	7.5	12.7	0.7	4.6	-27	211.99	154.22	1.00	4
Purchaser								Price \$			
LOT	TAG	BWT	WWT	PWWT	PFAT	PEMD	PFEC	CARCASS+	LEQ	BREED %	BT
119	170361	0.34	9.7	15.4	-0.3	3.0	-1	211.47	142.32	0.97	1
Purchaser								Price \$			
120	170140	0.56	9.7	15.2	-0.4	3.2	-38	214.09	147.90	0.99	2
Purchaser								Price \$			
LOT	TAG	BWT	WWT	PWWT	PFAT	PEMD	PFEC	CARCASS+	LEQ	BREED %	BT
121	170311	0.37	9.5	15.0	-1.4	2.2	-26	205.00	129.34	0.97	2
Purchaser								Price \$			
122	170468	0.37	8.7	13.4	-0.8	1.9	-29	192.89	127.36	0.97	2
Purchaser								Price \$			

equals ranked in the top 10% for that trait over all terminal rams born in 2017

**Bruan Sale Average:** BWT 0.38 WWT 9.7 PWWT 15.2 PFAT -0.5 PEMD 2.8 PFEC -10 Carcass + 209.59 LEQ 140.34

**Terminal Average:** BWT 0.33 WWT 8.6 PWWT 13.1 PFAT -0.5 PEMD 1.5 PFEC -20 Carcass + 185.10 LEQ 127.50

LOT	TAG	BWT	WWT	PWWT	PFAT	PEMD	PFEC	CARCASS+	LEQ	BREED %	BT
123	170218	0.48	11.8	17.7	-1.2	2.8	-20	226.80	142.10	0.99	1
Purchaser								Price \$			
124	170299	0.36	8.5	14.7	0.1	2.9	-40	203.54	136.86	0.94	3
Purchaser								Price \$			
LOT	TAG	BWT	WWT	PWWT	PFAT	PEMD	PFEC	CARCASS+	LEQ	BREED %	BT
125	170111	0.35	10.7	16.2	-0.5	3.3	-2	221.25	144.38	0.95	2
Purchaser								Price \$			
126	170071	0.06	9.5	14.6	-0.3	3.4	5	212.54	142.89	0.95	2
Purchaser								Price \$			
LOT	TAG	BWT	WWT	PWWT	PFAT	PEMD	PFEC	CARCASS+	LEQ	BREED %	BT
127	170017	0.00	9.6	14.9	-0.2	4.1	-16	222.20	146.09	0.95	1
Purchaser								Price \$			
128	170174	0.22	8.9	14.6	-0.4	3.1	-16	208.15	138.85	1.00	2
Purchaser								Price \$			
LOT	TAG	BWT	WWT	PWWT	PFAT	PEMD	PFEC	CARCASS+	LEQ	BREED %	BT
129	170090	0.36	9.6	14.0	-0.4	3.7	11	215.64	142.71	1.00	1
Purchaser								Price \$			
130	170102	0.27	11.6	17.9	0.0	3.4	-3	228.26	149.99	0.95	1
Purchaser								Price \$			

equals ranked in the top 10% for that trait over all terminal rams born in 2017

**Bruan Sale Average:** BWT 0.38 WWT 9.7 PWWT 15.2 PFAT -0.5 PEMD 2.8 PFEC -10 Carcass + 209.59 LEQ 140.34

**Terminal Average:** BWT 0.33 WWT 8.6 PWWT 13.1 PFAT -0.5 PEMD 1.5 PFEC -20 Carcass + 185.10 LEQ 127.50

# BRUAN POLL DORSETS

## SPECIALY SELECTED RAM SALE

### SPRING DROP RAMS

LOT	TAG	BWT	WWT	PWWT	PFAT	PEMD	PFEC	CARCASS+	LEQ	BREED %	BT
131	170551	0.31	10.2	15.6	0.0	2.9	-19	210.80	144.43	0.94	1
Purchaser								Price \$			
132	170523	0.42	9.5	14.8	-0.4	3.0	-39	210.17	137.02	0.94	2
Purchaser								Price \$			
LOT	TAG	BWT	WWT	PWWT	PFAT	PEMD	PFEC	CARCASS+	LEQ	BREED %	BT
133	170518	0.32	9.1	14.1	-0.9	3.4	10	212.48	145.79	0.99	2
Purchaser								Price \$			
134	170552	0.18	10.6	16.5	0.0	2.7	-21	213.92	134.85	0.94	1
Purchaser								Price \$			
LOT	TAG	BWT	WWT	PWWT	PFAT	PEMD	PFEC	CARCASS+	LEQ	BREED %	BT
135	170511	0.63	12.3	18.5	-1.0	2	-13	219.58	146.62	1.00	2
Purchaser								Price \$			
136	170505	0.56	10.1	15.1	-1.1	2.1	-12	205.57	140.56	1.00	2
Purchaser								Price \$			
LOT	TAG	BWT	WWT	PWWT	PFAT	PEMD	PFEC	CARCASS+	LEQ	BREED %	BT
137	170512	0.39	9.2	14.7	0.2	2.6	-18	202.35	138.54	0.94	2
Purchaser								Price \$			
138	170529	0.45	9.9	15.5	-1.2	2.1	49	206.59	134.52	0.99	2
Purchaser								Price \$			
LOT	TAG	BWT	WWT	PWWT	PFAT	PEMD	PFEC	CARCASS+	LEQ	BREED %	BT
139	170509	0.31	8.9	13.6	0.1	2.9	-43	201.31	143.87	0.94	2
Purchaser								Price \$			
140	170522	0.52	10.1	15	-0.9	2.2	26	204.32	135.67	1.00	3
Purchaser								Price \$			

  equals ranked in the top 10% for that trait over all terminal rams born in 2017

**Bruan Sale Average:** BWT 0.38 WWT 9.7 PWWT 15.2 PFAT -0.5 PEMD 2.8 PFEC -10 Carcass + 209.59 LEQ 140.34

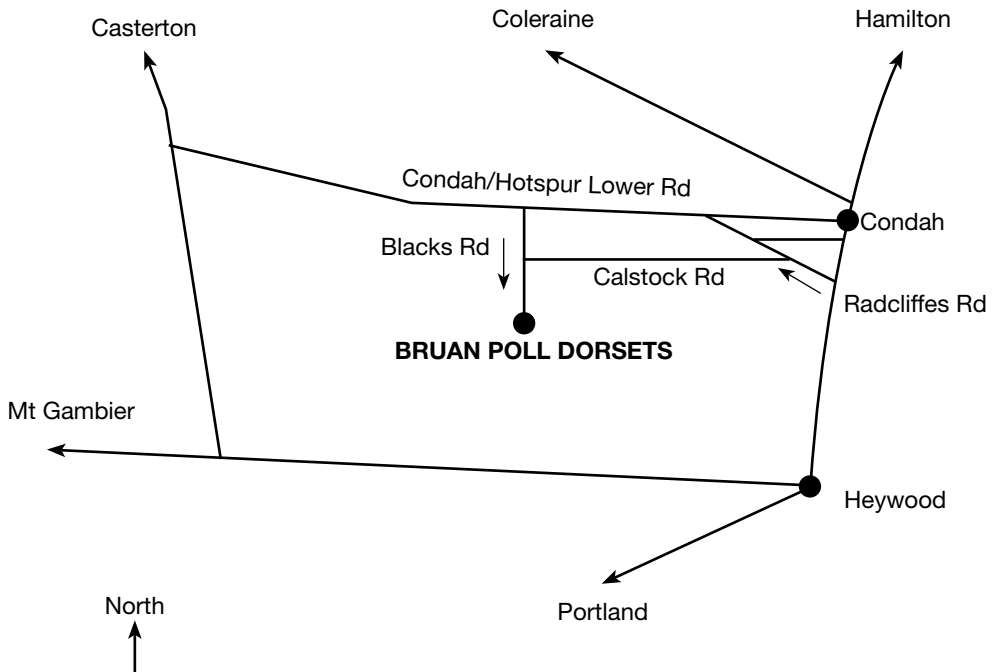
**Terminal Average:** BWT 0.33 WWT 8.6 PWWT 13.1 PFAT -0.5 PEMD 1.5 PFEC -20 Carcass + 185.10 LEQ 127.50

# NOTES

In buying a BRUAN Poll Dorset ram/s you have chosen wisely. Into it have gone years of thought, research and improvements.

You will find, as many other owners all across Australia, that you have the best genetics on offer.

You have purchased a dependable animal, but only by proper care can you expect to receive performance and long service. BRUAN Poll Dorsets can instruct you on the general maintenance as it is important you get the best performance, and we will be glad to answer any questions you may have.



# BRUAN POLL DORSETS

*Commercially focused seedstock producers*

## Comparing sire potential

Are you buying the right rams for your production system?

This is the question, lamb producers should be asking themselves. The rams you buy today will affect the lambs you produce over the next four to five years.

When selecting rams, identify and seek genetics that will help you reach your breeding objective. Also consider other factors of economic importance, which are influenced by genetics such as growth, meat quality and disease resistance.

A percentile band table is a useful tool to assist the interpretation and application of Australian Sheep Breeding Values (ASBVs) when selecting rams. The table shows the spread and breakdown of ASBVs for each trait using percentiles and shows how well an animal performs relative to the current year drop.

By using the percentile table, it can easily be determined if an animal is above average or if it is in the top 10, 20, 30% etc. of rams for any trait of interest.

To use a percentile band table, go to the column heading for the trait in question. Go down to the ASBV range of the ram you are interested in, then project across to the left-hand row headings to see where the animal ranks.

For example, a ram with a post weaning weight (Pwwt) of 16.2 ranks in the top 10% for terminal sires born in 2017.

Percentile reports are available on the LAMBPLAN website [www.lambplan.com.au](http://www.lambplan.com.au)



# Percentile Report

Analysis TERMINAL Dated 15/08/2018

Animals born in 2017 Count 126815

Band	Bwt	Wwt	PWwt	Ywt	Plat	Yfat	Pend	Yemd	Ysc	Hsc	Pfec	Yfec	MWwt	NLW	LMY	IMF	Dress	ShrF5	LEO	Carcase +	Trade\$	MCP	SRC	EQ	
	kg	kg	kg	kg	mm	mm	mm	mm	cm	cm	%	%	kg	kg	%	%	%	%							
0	-0.80	16.2	24.2	25.2	2.4	2.9	5.6	5.3	5.8	4.9	-82	-77	8.0	22	6.9	1.3	4.1	-9.1	175.5	253.6	119.5	173.4	159.8	171.9	122.7
1	-0.54	11.9	18.4	18.8	0.9	0.9	3.7	3.5	5.1	4.5	-63	-59	5.3	11	5.2	0.1	3.0	-1.7	151.6	221.0	114.6	156.2	146.6	150.1	117.1
2	-0.49	11.5	17.9	18.2	0.7	0.7	3.4	3.3	4.9	4.3	-59	-55	4.9	10	4.9	0.0	2.8	-1.2	148.6	217.3	114.2	154.2	145.1	147.3	116.5
3	-0.45	11.3	17.5	17.8	0.6	0.6	3.2	3.1	4.8	4.3	-57	-53	4.6	10	4.7	0.0	2.8	-0.9	146.7	215.1	113.9	152.9	144.2	145.7	116.1
4	-0.41	11.1	17.2	17.5	0.5	0.5	3.1	3.0	4.7	4.2	-54	-51	4.3	9	4.6	-0.1	2.7	-0.7	145.3	213.4	113.7	152.0	143.6	144.4	115.8
5	-0.38	10.9	16.9	17.3	0.4	0.4	3.0	2.9	4.6	4.1	-52	-49	4.2	9	4.5	-0.1	2.6	-0.5	144.2	211.9	113.5	151.2	143.0	143.3	115.6
10	-0.02	10.4	16.2	16.5	0.2	0.2	2.7	2.5	4.4	3.9	-45	-43	3.7	7	4.2	-0.2	2.5	0.2	140.4	207.0	112.8	148.6	141.0	139.7	114.7
15	0.11	10.1	15.6	16.0	0.1	0.0	2.4	2.3	4.3	3.8	-40	-39	3.5	7	4.0	-0.2	2.3	0.6	137.7	203.4	112.4	146.7	139.5	137.1	114.1
20	0.17	9.8	15.2	15.6	-0.1	-0.1	2.3	2.1	4.1	3.6	-37	-35	3.3	6	3.8	-0.3	2.2	1.0	135.6	200.3	111.9	145.2	138.3	135.1	113.7
25	0.21	9.6	14.8	15.2	-0.1	-0.2	2.1	1.9	4.0	3.5	-34	-32	3.1	5	3.6	-0.3	2.1	1.3	133.9	197.6	111.6	143.7	137.3	133.4	113.2
30	0.24	9.4	14.5	14.9	-0.2	-0.3	2.0	1.8	3.9	3.5	-31	-29	3.0	5	3.5	-0.3	2.1	1.6	132.4	194.9	111.2	142.5	136.3	132.0	112.8
35	0.26	9.2	14.1	14.5	-0.3	-0.4	1.8	1.7	3.8	3.4	-28	-26	2.9	4	3.3	-0.4	2.0	1.9	131.0	192.4	110.8	141.2	135.4	130.7	112.5
40	0.29	9.0	13.8	14.2	-0.4	-0.4	1.7	1.5	3.8	3.3	-26	-24	2.7	4	3.2	-0.4	1.9	2.2	129.8	190.0	110.5	140.1	134.4	129.5	112.1
45	0.31	8.8	13.5	13.9	-0.4	-0.5	1.6	1.4	3.7	3.2	-23	-21	2.6	4	3.1	-0.4	1.8	2.5	128.6	187.6	110.1	138.9	133.5	128.3	111.8
50	0.33	8.6	13.1	13.6	-0.5	-0.6	1.5	1.3	3.6	3.1	-20	-18	2.5	3	2.9	-0.5	1.8	2.8	127.5	185.1	109.7	137.7	132.6	127.1	111.4
55	0.35	8.3	12.8	13.2	-0.5	-0.6	1.4	1.2	3.5	3.1	-18	-16	2.4	3	2.8	-0.5	1.7	3.1	126.3	182.4	109.3	136.4	131.6	126.0	111.1
60	0.37	8.1	12.4	12.9	-0.6	-0.7	1.3	1.1	3.4	3.0	-14	-13	2.3	2	2.6	-0.5	1.6	3.5	125.2	179.5	108.8	135.1	130.5	124.9	110.7
65	0.39	7.8	12.0	12.5	-0.7	-0.8	1.2	1.0	3.3	2.9	-11	-10	2.1	2	2.4	-0.6	1.5	3.8	124.1	176.3	108.4	133.8	129.4	123.7	110.3
70	0.41	7.5	11.5	12.0	-0.7	-0.8	1.1	0.9	3.2	2.8	-8	-7	2.0	1	2.2	-0.6	1.4	4.2	123.0	172.8	107.9	132.3	128.1	122.6	109.8
75	0.43	7.2	10.9	11.4	-0.8	-0.9	0.9	0.7	3.0	2.7	-5	-4	1.8	1	2.0	-0.6	1.3	4.7	121.7	168.8	107.5	130.7	126.6	121.4	109.3
80	0.46	6.8	10.3	10.6	-0.9	-1.0	0.8	0.6	2.9	2.7	-1	0	1.6	0	1.8	-0.7	1.2	5.1	120.4	164.7	107.0	129.0	124.9	120.0	108.8
85	0.48	6.3	9.6	9.7	-1.0	-1.1	0.7	0.5	2.7	2.6	4	4	1.4	-1	1.4	-0.7	1.1	5.6	118.8	160.2	106.4	126.9	123.0	118.5	108.2
90	0.52	5.6	8.7	8.6	-1.1	-1.2	0.5	0.3	2.5	2.4	10	10	1.2	-2	1.1	-0.8	0.9	6.1	116.8	155.1	105.6	124.3	120.7	116.4	107.5
95	0.57	4.8	7.6	7.0	-1.3	-1.3	0.2	0.0	2.2	2.0	20	20	0.8	-4	0.6	-0.9	0.7	6.9	113.6	148.3	104.2	120.3	117.6	113.3	106.6
96	0.59	4.5	7.3	6.7	-1.3	-1.4	0.1	-0.1	2.1	1.9	23	23	0.6	-5	0.4	-0.9	0.6	7.1	112.7	146.5	103.7	119.1	116.8	112.4	106.4
97	0.61	4.3	6.9	6.2	-1.4	-1.5	0.0	-0.2	1.9	1.8	28	26	0.5	-6	0.3	-1.0	0.5	7.4	111.6	144.6	103.1	117.8	115.7	111.3	106.1
98	0.63	3.9	6.5	5.6	-1.4	-1.5	-0.2	-0.3	1.8	1.6	33	31	0.3	-7	0.1	-1.0	0.4	7.7	110.1	141.9	102.2	115.8	114.4	109.8	105.7
99	0.67	3.4	5.7	4.8	-1.6	-1.7	-0.4	-0.6	1.5	1.3	40	38	-0.1	-8	-0.2	-1.1	0.2	8.4	107.6	137.2	100.4	113.0	112.5	107.3	105.1
100	0.93	-5.3	-7.6	-7.5	-2.7	-2.8	-2.6	-2.5	0.1	0.9	108	83	-2.2	-16	-3.1	-1.6	-1.3	14.2	88.3	59.3	78.2	78.8	86.9	88.3	94.6

**BRUAN**  
**POLL DORSETS**

David & Colleen Gordon  
Blacks Rd Condah 3303  
Ph 55 78 2211    0417 142 863