

BRUAN POLL DORSETS

Commercially focused seedstock producers



150 RAMS

17th Annual Selected Ram Sale

Monday 16th October 2017

On Property – 1.00 p.m

Blacks Rd Condah



Kerr & Co Livestock Hamilton

Shaun Mansbridge 0400 428 844 Craig Pertzelt 0408 723 952
 Micheal Kerr 0438 528 246

BRUAN POLL DORSETS Founded 1984

Flock No. 3528

Inspection welcome from 11.00am

Light Luncheon available

Vendors.....David & Colleen Gordon

Blacks Rd Condah 3303

Ph 5578 2211 0417 142 863


3% rebate to outside agents introducing new clients and in attendance at the sale.

Bruan Poll Dorsets are: Brucellosis accredited free No. 3381,
 OJD fully vaccinated stud. Fully Lambplan performance tested.

All rams drenched with Trifecta on the 10th Sept. 2017, back
 lined as a precaution only and fully vaccinated 6S B12

Commercially focused seedstock producers

The Bruan Poll Dorset stud was founded in 1984 on Wandin Woods bloodlines with the aim of breeding rams with good loin length-width and good muscling. Stud sires are selected on performance data, conformation and structural soundness. We use sires that have been genomic tested. Genomic testing gives us data on the hard to measure traits such as eating quality and lean meat yield. Sires are chosen carefully to enable us to offer the best genetic packages to our clients.



Bruan is a member of Meat Elite Australia- a group of Poll Dorset breeders who work together for excellence through their breeding programs based on accurate data and structural soundness. By sharing genetics from objectively measured superior animals, Meat Elite sheep consistently out perform the average terminal sire indexes.



Our aim is to produce high performance genetics with high growth and positive muscle. We believe it is important to have positive muscle to help the lambs finish at a younger age and also help the lean meat yield for those marketing over the hooks. Genomic DNA testing for meat eating quality and meat yield, prior to sire selection is a high priority.

	Bwt	Pwwt	Pfat	Pemd	Carcass +
Terminal sires 2016 average	0.30	12.6	-0.5	1.4	186.00
Bruan Poll Dorsets sale ram average	0.42	14.8	-0.7	2.3	204.27

NOTE: Shaded areas represent rams identified as trait leaders that are in the top 10% of all terminal sires of the 2016 drop rams in Australia. The Lambplan analysis run date is Aug.15 2017

**Rams needing to be stud registered have a reserve of \$2000
 Bruan retains semen rights in all stud rams**

In the interest of buyers, and to prevent the occurrence of mistakes, all instructions concerning the delivery and trucking of stock, must be given in writing and signed by the buyer or his/her agent

Buyers Instruction Slip

(to be filled in before leaving sale)

Name:

Address:

Telephone: Postcode

Send Account to

Lots Purchased:

GST

Lot No: Price +

Lot No: Price +

Lot No: Price +

Lot No: Price +

Lot No: Price +

Lot No: Price +

Lot No: Price +

Lot No: Price +

Total

Signature Date

BRUAN POLL DORSETS

SPECIALY SELECTED RAM SALE

STUD RAMS

LOT	TAG	S/T	BWT	WWT	PWWT	PFAT	PEMD	PFEC	Carcass +	LAMB 2020		
1	87	TR	0.49	10.8	17.8	-1.5	1.8	-26	215.05	116.48		
		Acc.	65	69	69	70	72	62				
		SIRE: Bundara Downs 13-3266							LEQ	139		
<i>Ranks top 5% of all terminal sires for C+, wwt and top 1% for pwwt, & lmb 2020</i>												
Purchaser								Price \$				
2	343	T	0.65	11.3	17.4	-0.9	2.5	-27	220.42	117.24		
		Acc.	61	66	66	68	70	53				
		SIRE: Bruan 15-299							LEQ	138.4		
<i>Ranks top 1% of all terminal sires for C+ & lmb 2020, top 5% for wwt,pwwt and top 10% for pemd</i>												
Purchaser								Price \$				
3	240	S	0.28	10.3	17.0	-1.3	2.1	-1	213.79	115.37		
		Acc.	82	71	70	68	70	58				
		SIRE: Bruan 15-002							USED IN STUD AS RAM LAMB		LEQ	145.2
<i>Ranks top 5% of all terminal sires for pwwt, C+ & lmb 2020, top 10% wwt</i>												
Purchaser								Price \$				
4	214	S	0.60	11.1	17.0	-1.3	1.9	-19	213.93	116.06		
		Acc.	59	65	65	66	69	49				
		SIRE: Bruan 15-299							LEQ	136.2		
<i>Ranks top 5% of all terminal sires for wwt,pwwt, C+ & lmb 2020</i>												
Purchaser								Price \$				

- equals ranked in the top 1% for that trait over all terminal rams born in 2016
- equals ranked in the top 5% for that trait over all terminal rams born in 2016
- equals ranked in the top 10% for that trait over all terminal rams born in 2016

 equals ranked in the top 10% for that trait over all terminal rams born in 2016
Terminal Average: BWT 0.30 WWT 8.2 PWWT 12.6 PFAT -0.5 PEMD 1.4 PFEC -17 Carcass + 186.00 LAMB 2020 111.60

BRUAN POLL DORSETS

SPECIALY SELECTED RAM SALE

STUD RAMS

LOT	TAG	S/T	BWT	WWT	PWWT	PFAT	PEMD	PFEC	Carcass +	LAMB 2020	
5	61	TR	0.65	10.0	16.1	-0.4	2.8	-41	214.57	116.99	
		Acc.	81	71	71	69	71	61			
		SIRE: Bundara Downs 13-3266 USED IN STUD AS RAM LAMB							LEQ	142.70	
Ranks top 5% of all terminal sires for C+ and top 1% for lmb 2020 & 10% for pwwt and pemd											
Purchaser								Price \$			
6	331	S	0.35	9.7	15.3	-0.3	2.7	-6	208.89	114.9	
		Acc.	83	70	70	68	70	57			
		SIRE: Lambpro 14-1217 USED IN STUD AS RAM LAMB							LEQ	147.3	
Ranks top 5% of all terminal sires for C+ & lmb 2020, top 10% for pemd											
Purchaser								Price \$			
7	344	T	0.55	11.0	17.2	-0.6	3.0	-19	223.22	117.32	
		Acc.	82	70	70	68	71	60			
		SIRE: Bruan 15-299 USED IN STUD AS RAM LAMB							LEQ	136.7	
Ranks top 1% of all terminal sires for lmb 2020 and top 5% for wwt, pwwt, pemd & C+											
Purchaser								Price \$			
8	73	T	0.52	9.5	15.0	-0.6	3.0	11	212.21	114.58	
		Acc.	65	67	67	67	69	50			
		SIRE: Bruan 15-002							LEQ	142.3	
Ranks top 5% of all terminal sires for C+ and pemd and top 10% for lmb 2020											
Purchaser								Price \$			

- equals ranked in the top 1% for that trait over all terminal rams born in 2016
- equals ranked in the top 5% for that trait over all terminal rams born in 2016
- equals ranked in the top 10% for that trait over all terminal rams born in 2016

 equals ranked in the top 10% for that trait over all terminal rams born in 2016
Terminal Average: BWT 0.30 WWT 8.2 PWWT 12.6 PFAT -0.5 PEMD 1.4 PFEC -17 Carcass + 186.00 LAMB 2020 111.60

LOT	TAG	S/T	BWT	WWT	PWWT	PFAT	PEMD	PFEC	Carcass +	LAMB 2020
9	309	S	0.55	11.7	18.9	-1.6	1.6	-14	218.55	116.50
Purchaser								Price \$		
10	256	S	0.63	11.3	18.2	-1.7	1.8	-30	218.68	117.13
Purchaser								Price \$		
LOT	TAG	S/T	BWT	WWT	PWWT	PFAT	PEMD	PFEC	Carcass +	LAMB 2020
11	173	T	0.50	9.9	15.6	-0.8	1.9	-19	203.67	114.7
Purchaser								Price \$		
12	474	S	0.48	10.3	15.8	-0.3	1.9	-25	203.86	114.96
Purchaser								Price \$		
LOT	TAG	S/T	BWT	WWT	PWWT	PFAT	PEMD	PFEC	Carcass +	LAMB 2020
13	353	T	0.44	8.2	12.8	0.6	3.0	-26	196.03	113.94
Purchaser								Price \$		
14	115	T	0.54	10.3	16.1	-1.0	1.8	1	205.75	114.11
Purchaser								Price \$		
LOT	TAG	S/T	BWT	WWT	PWWT	PFAT	PEMD	PFEC	Carcass +	LAMB 2020
15	103	S	0.29	10.9	17.6	-0.4	3.1	-55	225.07	119.05
Purchaser								Price \$		
16	97	T	0.47	10.1	15.9	-0.7	3.0	-12	216.78	116.17
Purchaser								Price \$		
LOT	TAG	S/T	BWT	WWT	PWWT	PFAT	PEMD	PFEC	Carcass +	LAMB 2020
17	112	T	0.28	9.2	14.2	-0.3	2.7	0	204.50	114.06
Purchaser								Price \$		
18	527	T	0.22	8.9	14.1	-0.4	3.4	-17	211.79	115.75
Purchaser								Price \$		
LOT	TAG	S/T	BWT	WWT	PWWT	PFAT	PEMD	PFEC	Carcass +	LAMB 2020
19	485	T	0.70	9.7	14.5	-0.5	2.2	-9	201.14	113.9
Purchaser								Price \$		
20	24	S	0.17	10.7	15.8	-1.1	3.4	-24	224.30	117.73
Purchaser								Price \$		

 equals ranked in the top 10% for that trait over all terminal rams born in 2016
Terminal Average: BWT 0.30 WWT 8.2 PWWT 12.6 PFAT -0.5 PEMD 1.4 PFEC -17 Carcass + 186.00 LAMB 2020 111.60

LOT	TAG	S/T	BWT	WWT	PWWT	PFAT	PEMD	PFEC	Carcass +	LAMB 2020
21	362	S	0.42	10.1	16.0	-0.7	2.4	-25	210.52	115.87
Purchaser								Price \$		
22	378	S	0.48	9.5	14.0	-1.3	1.8	42	198.18	111.47
Purchaser								Price \$		
LOT	TAG	S/T	BWT	WWT	PWWT	PFAT	PEMD	PFEC	Carcass +	LAMB 2020
23	208	T	0.43	10.0	15.8	-0.6	2.2	-36	207.10	115.83
Purchaser								Price \$		
24	90	S	0.68	11.1	17.5	-1.4	1.9	-32	215.02	116.71
Purchaser								Price \$		
LOT	TAG	S/T	BWT	WWT	PWWT	PFAT	PEMD	PFEC	Carcass +	LAMB 2020
25	242	T	0.49	10.7	16.5	-1.3	1.0	-19	200.64	114.28
Purchaser								Price \$		
26	32	T	0.34	9.3	15.1	-0.5	2.1	15	201.21	112.99
Purchaser								Price \$		
LOT	TAG	S/T	BWT	WWT	PWWT	PFAT	PEMD	PFEC	Carcass +	LAMB 2020
27	117	T	0.47	9.1	14.0	-1.4	1.0	6	187.91	111.52
Purchaser								Price \$		
28	264	S	0.62	10.3	15.6	-1.0	2.6	-17	213.26	115.86
Purchaser								Price \$		
LOT	TAG	S/T	BWT	WWT	PWWT	PFAT	PEMD	PFEC	Carcass +	LAMB 2020
29	405	S	0.38	10.2	16.2	-1.0	2.3	-47	212.07	116.96
Purchaser								Price \$		
30	478	T	0.36	8.9	14.3	-0.3	2.8	-3	204.87	114.23
Purchaser								Price \$		
LOT	TAG	S/T	BWT	WWT	PWWT	PFAT	PEMD	PFEC	Carcass +	LAMB 2020
31	68	T	0.60	10.1	14.8	-1.2	1.1	-29	193.82	113.74
Purchaser								Price \$		
32	121	T	0.39	8.9	14.3	-1.0	2.7	-26	206.30	115.34
Purchaser								Price \$		

LOT	TAG	S/T	BWT	WWT	PWWT	PFAT	PEMD	PFEC	Carcass +	LAMB 2020
33	74	S	0.47	10.2	16.4	-1.1	1.8	-24	206.68	115.29
Purchaser								Price \$		
34	34	T	0.59	10.7	17.2	-1.0	2.1	-16	214.10	115.93
Purchaser								Price \$		
LOT	TAG	S/T	BWT	WWT	PWWT	PFAT	PEMD	PFEC	Carcass +	LAMB 2020
35	273	T	0.54	9.7	14.9	-0.6	2.0	17	201.43	112.9
Purchaser								Price \$		
36	244	S	0.43	9.0	13.7	-1.1	2.1	-8	198.48	113.57
Purchaser								Price \$		
LOT	TAG	S/T	BWT	WWT	PWWT	PFAT	PEMD	PFEC	Carcass +	LAMB 2020
37	198	S	0.11	9.7	15.5	-0.7	3.1	16	216.19	115.02
Purchaser								Price \$		
38	174	T	0.46	10.0	15.0	-1.3	1.9	44	203.81	112.16
Purchaser								Price \$		
LOT	TAG	S/T	BWT	WWT	PWWT	PFAT	PEMD	PFEC	Carcass +	LAMB 2020
39	80	T	0.21	8.5	13.5	-0.6	3.7	-9	212.29	115.5
Purchaser								Price \$		
40	305	T	0.35	10.2	15.9	-0.6	2.6	-34	212.23	116.47
Purchaser								Price \$		
LOT	TAG	S/T	BWT	WWT	PWWT	PFAT	PEMD	PFEC	Carcass +	LAMB 2020
41	311	S	0.54	10.3	16.3	-1.4	1.6	-34	205.23	115.48
Purchaser								Price \$		
42	142	T	0.48	10.0	15.6	-0.7	2.0	-18	204.24	114.72
Purchaser								Price \$		
LOT	TAG	S/T	BWT	WWT	PWWT	PFAT	PEMD	PFEC	Carcass +	LAMB 2020
43	158	S	0.33	10.1	15.5	-0.8	2.3	-22	208.28	115.47
Purchaser								Price \$		
44	15	T	0.11	8.7	13.1	-0.4	2.8	-4	199.88	113.65
Purchaser								Price \$		

 equals ranked in the top 10% for that trait over all terminal rams born in 2016
Terminal Average: BWT 0.30 WWT 8.2 PWWT 12.6 PFAT -0.5 PEMD 1.4 PFEC -17 Carcass + 186.00 LAMB 2020 111.60

 equals ranked in the top 10% for that trait over all terminal rams born in 2016
Terminal Average: BWT 0.30 WWT 8.2 PWWT 12.6 PFAT -0.5 PEMD 1.4 PFEC -17 Carcass + 186.00 LAMB 2020 111.60

LOT	TAG	S/T	BWT	WWT	PWWT	PFAT	PEMD	PFEC	Carcass +	LAMB 2020
45	201	T	0.43	9.7	15.3	-0.3	2.1	-22	201.98	114.58
Purchaser								Price \$		
46	459	T	0.76	9.1	13.6	-0.6	1.8	-12	193.10	112.91
Purchaser								Price \$		
LOT	TAG	S/T	BWT	WWT	PWWT	PFAT	PEMD	PFEC	Carcass +	LAMB 2020
47	292	T	0.32	9.8	15.5	-0.9	2.3	6	207.56	114.21
Purchaser								Price \$		
48	498	S	0.63	12.4	19.5	-1.5	1.6	-23	222.06	117.31
Purchaser								Price \$		
LOT	TAG	S/T	BWT	WWT	PWWT	PFAT	PEMD	PFEC	Carcass +	LAMB 2020
49	47	S	0.31	8.8	13.8	0.0	3.0	-29	204.27	115.19
Purchaser								Price \$		
50	64	TR	0.41	10.1	16.0	-0.7	1.9	14	204.76	113.47
Purchaser								Price \$		
LOT	TAG	S/T	BWT	WWT	PWWT	PFAT	PEMD	PFEC	Carcass +	LAMB 2020
51	62	TR	0.47	8.7	14.0	-0.6	2.4	-43	200.58	115.23
Purchaser								Price \$		
52	51	S	0.31	9.0	14.0	-0.8	2.4	-31	201.41	114.9
Purchaser								Price \$		
LOT	TAG	S/T	BWT	WWT	PWWT	PFAT	PEMD	PFEC	Carcass +	LAMB 2020
53	381	T	0.57	8.9	13.0	-0.3	1.6	-25	187.31	112.68
Purchaser								Price \$		
54	321	T	0.25	9.6	15.4	-0.9	2.3	-28	206.73	115.49
Purchaser								Price \$		
LOT	TAG	S/T	BWT	WWT	PWWT	PFAT	PEMD	PFEC	Carcass +	LAMB 2020
55	153	S	0.10	9.1	14.1	-0.7	2.3	8	201.23	113.31
Purchaser								Price \$		
56	54	S	0.37	10.7	16.0	-0.6	1.4	18	200.27	112.74
Purchaser								Price \$		

equals ranked in the top 10% for that trait over all terminal rams born in 2016
Terminal Average: BWT 0.30 WWT 8.2 PWWT 12.6 PFAT -0.5 PEMD 1.4 PFEC -17 Carcass + 186.00 LAMB 2020 111.60

LOT	TAG	S/T	BWT	WWT	PWWT	PFAT	PEMD	PFEC	Carcass +	LAMB 2020
57	467	T	0.45	9.4	14.4	0.0	2.8	-10	205.60	114.59
Purchaser								Price \$		
58	260	T	0.37	8.6	12.4	-0.7	2.2	-17	192.84	113.16
Purchaser								Price \$		
LOT	TAG	S/T	BWT	WWT	PWWT	PFAT	PEMD	PFEC	Carcass +	LAMB 2020
59	274	T	0.48	9.0	13.6	-0.3	2.3	24	197.24	112.06
Purchaser								Price \$		
60	109	T	0.41	8.8	13.1	-0.4	2.2	-17	193.88	113.31
Purchaser								Price \$		
LOT	TAG	S/T	BWT	WWT	PWWT	PFAT	PEMD	PFEC	Carcass +	LAMB 2020
61	445	T	0.42	10.6	16.6	-1.0	2.4	-19	214.76	116.21
Purchaser								Price \$		
62	57	T	0.42	9.2	13.2	-0.8	1.5	6	188.58	111.62
Purchaser								Price \$		
LOT	TAG	S/T	BWT	WWT	PWWT	PFAT	PEMD	PFEC	Carcass +	LAMB 2020
63	308	T	0.40	8.2	12.6	-0.7	2.3	-8	192.90	112.82
Purchaser								Price \$		
64	111	T	0.23	8.3	12.8	-0.3	2.6	6	196.40	112.72
Purchaser								Price \$		
LOT	TAG	S/T	BWT	WWT	PWWT	PFAT	PEMD	PFEC	Carcass +	LAMB 2020
65	79	T	0.18	8.2	12.2	-0.1	3.7	-42	205.15	115.85
Purchaser								Price \$		
66	352	T	0.61	10.4	16.0	-1.2	2.3	-16	212.08	115.66
Purchaser								Price \$		
LOT	TAG	S/T	BWT	WWT	PWWT	PFAT	PEMD	PFEC	Carcass +	LAMB 2020
67	228	S	0.26	7.6	10.9	-0.4	3.9	-20	203.01	114.67
Purchaser								Price \$		
68	390	S	0.43	9.4	15.1	-0.5	2.8	-30	210.43	116.05
Purchaser								Price \$		

equals ranked in the top 10% for that trait over all terminal rams born in 2016
Terminal Average: BWT 0.30 WWT 8.2 PWWT 12.6 PFAT -0.5 PEMD 1.4 PFEC -17 Carcass + 186.00 LAMB 2020 111.60



Selection of sale rams



Sucker lambs coming in for weighing



Crutching ewes and lambs

LOT	TAG	S/T	BWT	WWT	PWWT	PFAT	PEMD	PFEC	Carcass +	LAMB 2020
69	360	T	0.46	9.6	14.3	-0.6	1.9	33	197.11	111.11
Purchaser								Price \$		
70	167	T	0.26	9.8	15.1	-0.8	1.8	12	199.83	112.92
Purchaser								Price \$		
LOT	TAG	S/T	BWT	WWT	PWWT	PFAT	PEMD	PFEC	Carcass +	LAMB 2020
71	222	T	0.31	8.5	13.2	-0.9	1.8	21	191.17	111.4
Purchaser								Price \$		
72	175	S	0.34	9.1	13.5	-0.7	1.9	7	194.41	112.37
Purchaser								Price \$		
LOT	TAG	S/T	BWT	WWT	PWWT	PFAT	PEMD	PFEC	Carcass +	LAMB 2020
73	423	S	0.46	9.2	14.3	-1.0	2.3	8	203.18	113.51
Purchaser								Price \$		
74	487	T	0.61	10.4	16.0	-1.0	2.0	-17	208.22	115.18
Purchaser								Price \$		
LOT	TAG	S/T	BWT	WWT	PWWT	PFAT	PEMD	PFEC	Carcass +	LAMB 2020
75	465	T	0.72	9.8	14.8	-0.5	1.8	0	198.14	113.11
Purchaser								Price \$		
76	463	S	0.29	8.9	14.1	-0.6	3.1	-3	208.54	114.75
Purchaser								Price \$		
LOT	TAG	S/T	BWT	WWT	PWWT	PFAT	PEMD	PFEC	Carcass +	LAMB 2020
77	163	S	0.23	7.6	11.8	-0.5	2.4	-25	189.73	113.09
Purchaser								Price \$		
78	323	T	0.40	9.6	14.5	-1.2	1.3	21	193.87	111.74
Purchaser								Price \$		
LOT	TAG	S/T	BWT	WWT	PWWT	PFAT	PEMD	PFEC	Carcass +	LAMB 2020
79	483	S	0.32	9.2	14.5	-0.7	2.9	-5	209.27	114.91
Purchaser								Price \$		
80	347	S	0.49	10.9	16.2	-1.2	2.3	-14	213.70	115.83
Purchaser								Price \$		


LOT	TAG	S/T	BWT	WWT	PWWT	PFAT	PEMD	PFEC	Carcass +	LAMB 2020
81	48	T	0.59	9.9	15.6	-0.8	2.1	-6	205.75	114.41
Purchaser								Price \$		
82	296	S	0.46	8.6	13.2	-0.7	2.2	-59	195.26	115.16
Purchaser								Price \$		
LOT	TAG	S/T	BWT	WWT	PWWT	PFAT	PEMD	PFEC	Carcass +	LAMB 2020
83	67	S	0.49	8.2	13.1	-0.6	1.9	7	190.14	111.75
Purchaser								Price \$		
84	386	T	0.50	9.6	14.9	-0.6	2.1	14	201.31	112.98
Purchaser								Price \$		
LOT	TAG	S/T	BWT	WWT	PWWT	PFAT	PEMD	PFEC	Carcass +	LAMB 2020
85	391	T	0.45	9.9	15.7	-1.1	1.6	-14	201.34	114.17
Purchaser								Price \$		
86	345	T	0.40	9.2	14.2	-0.7	2.1	19	199.19	112.52
Purchaser								Price \$		
LOT	TAG	S/T	BWT	WWT	PWWT	PFAT	PEMD	PFEC	Carcass +	LAMB 2020
87	477	S	0.55	9.0	13.7	0.0	3.0	-32	203.37	115.14
Purchaser								Price \$		
88	326	T	0.10	7.0	11.6	0.6	3.7	-10	197.31	113.56
Purchaser								Price \$		
LOT	TAG	S/T	BWT	WWT	PWWT	PFAT	PEMD	PFEC	Carcass +	LAMB 2020
89	526	S	0.34	11.0	16.8	-1.0	2.3	-13	216.05	116.16
Purchaser								Price \$		
90	245	S	0.47	9.6	15.1	-0.5	2.7	-32	209.29	115.97
Purchaser								Price \$		
LOT	TAG	S/T	BWT	WWT	PWWT	PFAT	PEMD	PFEC	Carcass +	LAMB 2020
91	99	T	0.26	9.3	14.1	-0.8	2.5	-14	203.96	114.57
Purchaser								Price \$		
92	413	S	0.38	7.8	12.4	-0.3	3.7	-5	205.56	114.41
Purchaser								Price \$		


 equals ranked in the top 10% for that trait over all terminal rams born in 2016
Terminal Average: BWT 0.30 WWT 8.2 PWWT 12.6 PFAT -0.5 PEMD 1.4 PFEC -17 Carcass + 186.00 LAMB 2020 111.60

 equals ranked in the top 10% for that trait over all terminal rams born in 2016
Terminal Average: BWT 0.30 WWT 8.2 PWWT 12.6 PFAT -0.5 PEMD 1.4 PFEC -17 Carcass + 186.00 LAMB 2020 111.60

LOT	TAG	S/T	BWT	WWT	PWWT	PFAT	PEMD	PFEC	Carcass +	LAMB 2020
93	209	T	0.34	9.8	15.9	-0.6	2.3	-41	208.51	116.23
Purchaser									Price \$	
94	101	T	0.51	10.4	16.1	-1.1	2.3	-31	212.48	116.34
Purchaser									Price \$	
LOT	TAG	S/T	BWT	WWT	PWWT	PFAT	PEMD	PFEC	Carcass +	LAMB 2020
95	1	S	0.39	9.8	14.5	-0.8	2.6	-23	207.52	115.38
Purchaser									Price \$	
96	312	S	0.46	10.0	15.5	-1.2	1.8	-17	204.21	114.68
Purchaser									Price \$	
LOT	TAG	S/T	BWT	WWT	PWWT	PFAT	PEMD	PFEC	Carcass +	LAMB 2020
97	453	T	0.33	9.1	14.5	-0.5	3.1	12	209.93	114.3
Purchaser									Price \$	
98	72	T	0.57	9.5	14.9	-0.9	2.3	19	205.11	113.29
Purchaser									Price \$	
LOT	TAG	S/T	BWT	WWT	PWWT	PFAT	PEMD	PFEC	Carcass +	LAMB 2020
99	200	T	0.59	8.8	13.5	-0.6	1.9	6	192.13	112.08
Purchaser									Price \$	
100	36	T	0.29	9.9	14.9	-1.0	1.1	5	192.79	112.26
Purchaser									Price \$	
LOT	TAG	S/T	BWT	WWT	PWWT	PFAT	PEMD	PFEC	Carcass +	LAMB 2020
101	372	S	0.38	11.4	16.9	-1.1	1.8	-18	211.45	115.7
Purchaser									Price \$	
102	411	T	0.49	9.0	12.9	-0.8	1.7	-11	189.40	112.45
Purchaser									Price \$	
LOT	TAG	S/T	BWT	WWT	PWWT	PFAT	PEMD	PFEC	Carcass +	LAMB 2020
103	325	T	0.34	8.5	13.7	0.0	2.6	-20	197.47	113.92
Purchaser									Price \$	
104	496	T	0.49	10.6	16.4	-1.2	1.5	-8	205.19	114.44
Purchaser									Price \$	

LOT	TAG	S/T	BWT	WWT	PWWT	PFAT	PEMD	PFEC	Carcass +	LAMB 2020
105	493	T	0.33	11.5	17.6	-1.2	1.8	14	214.45	114.81
Purchaser									Price \$	
106	288	T	0.39	9.8	15.0	-1.0	2.1	42	204.55	112.36
Purchaser									Price \$	
LOT	TAG	S/T	BWT	WWT	PWWT	PFAT	PEMD	PFEC	Carcass +	LAMB 2020
107	438	T	0.28	7.5	12.0	0.4	3.2	-32	194.72	114.05
Purchaser									Price \$	
108	457	T	0.53	9.6	14.4	-0.3	2.8	-16	206.60	114.94
Purchaser									Price \$	
LOT	TAG	S/T	BWT	WWT	PWWT	PFAT	PEMD	PFEC	Carcass +	LAMB 2020
109	70	T	0.29	10.4	15.9	-1.2	0.7	22	193.82	111.71
Purchaser									Price \$	
110	376	T	0.29	9.8	14.6	-0.6	2.2	-9	202.54	114.18
Purchaser									Price \$	
LOT	TAG	S/T	BWT	WWT	PWWT	PFAT	PEMD	PFEC	Carcass +	LAMB 2020
111	190	S	0.61	9.1	14.0	-0.1	2.3	-22	197.93	114.01
Purchaser									Price \$	
112	414	T	0.37	9.0	13.3	-0.7	2.6	-17	200.79	114.23
Purchaser									Price \$	
LOT	TAG	S/T	BWT	WWT	PWWT	PFAT	PEMD	PFEC	Carcass +	LAMB 2020
113	82	TR	0.57	10.5	15.8	-1.5	1.2	18	200.97	112.79
Purchaser									Price \$	
114	375	S	0.45	8.2	12.6	-0.4	3.3	27	203.20	112.73
Purchaser									Price \$	
LOT	TAG	S/T	BWT	WWT	PWWT	PFAT	PEMD	PFEC	Carcass +	LAMB 2020
115	290	T	0.34	7.2	12.2	-0.3	2.9	-25	195.18	113.18
Purchaser									Price \$	
116	229	S	0.41	9.3	15.2	-0.3	2.0	-29	199.73	114.55
Purchaser									Price \$	

 equals ranked in the top 10% for that trait over all terminal rams born in 2016
Terminal Average: BWT 0.30 WWT 8.2 PWWT 12.6 PFAT -0.5 PEMD 1.4 PFEC -17 Carcass + 186.00 LAMB 2020 111.60

 equals ranked in the top 10% for that trait over all terminal rams born in 2016
Terminal Average: BWT 0.30 WWT 8.2 PWWT 12.6 PFAT -0.5 PEMD 1.4 PFEC -17 Carcass + 186.00 LAMB 2020 111.60

LOT	TAG	S/T	BWT	WWT	PWWT	PFAT	PEMD	PFEC	Carcass +	LAMB 2020
117	279	S	0.37	11.2	16.9	-0.9	1.4	-13	205.19	114.67
Purchaser								Price \$		
118	395	T	0.38	9.9	14.2	-0.4	2.2	-26	200.68	114.58
Purchaser								Price \$		
LOT	TAG	S/T	BWT	WWT	PWWT	PFAT	PEMD	PFEC	Carcass +	LAMB 2020
119	230	T	0.42	9.7	15.6	-0.4	1.9	-25	200.93	114.55
Purchaser								Price \$		
120	254	T	0.50	9.4	15.6	-1.0	1.8	8	202.15	113.34
Purchaser								Price \$		
LOT	TAG	S/T	BWT	WWT	PWWT	PFAT	PEMD	PFEC	Carcass +	LAMB 2020
121	13	T	0.20	8.8	13.6	0.0	3.6	-27	209.84	115.9
Purchaser								Price \$		
122	367	T	0.34	8.3	12.3	0.0	3.2	-34	199.97	114.81
Purchaser								Price \$		
LOT	TAG	S/T	BWT	WWT	PWWT	PFAT	PEMD	PFEC	Carcass +	LAMB 2020
123	166	T	0.31	8.1	12.3	-0.2	3.3	-20	200.94	114.41
Purchaser								Price \$		
124	92	S	0.42	10.1	15.5	-0.9	2.4	-16	209.77	115.4
Purchaser								Price \$		
LOT	TAG	S/T	BWT	WWT	PWWT	PFAT	PEMD	PFEC	Carcass +	LAMB 2020
125	249	T	0.46	9.3	14.5	-1.2	2.0	22	200.53	112.6
Purchaser								Price \$		
126	69	T	0.58	9.7	14.1	-1.3	1.0	-29	189.52	113.17
Purchaser								Price \$		
LOT	TAG	S/T	BWT	WWT	PWWT	PFAT	PEMD	PFEC	Carcass +	LAMB 2020
127	176	S	0.54	9.5	14.7	-0.6	2.1	-2	200.27	113.61
Purchaser								Price \$		
128	350	T	0.37	7.9	13.1	-0.4	2.9	-17	200.25	114.17
Purchaser								Price \$		

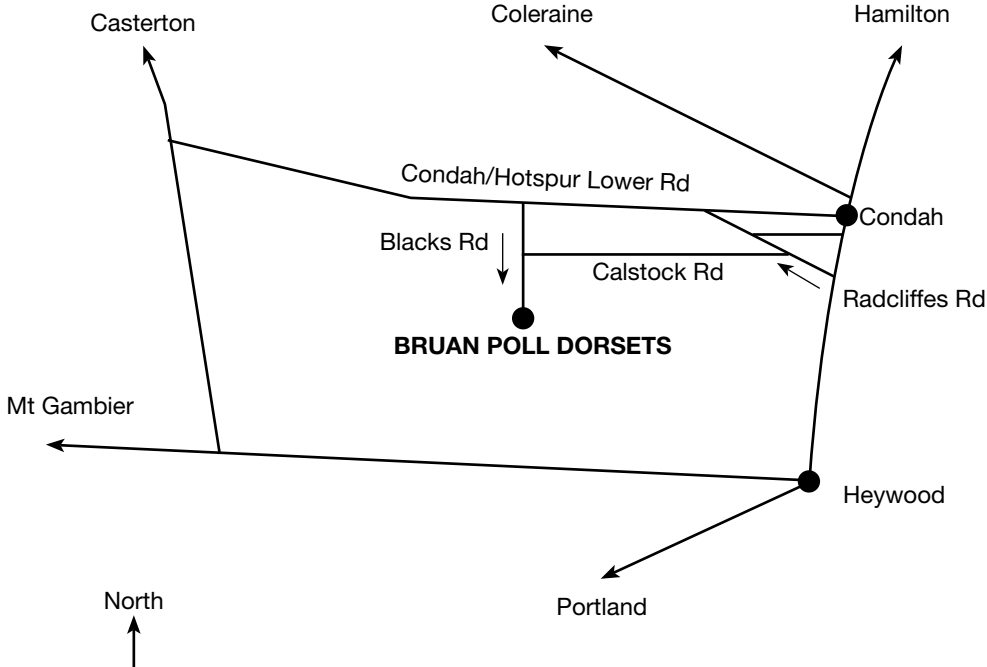
equals ranked in the top 10% for that trait over all terminal rams born in 2016
Terminal Average: BWT 0.30 WWT 8.2 PWWT 12.6 PFAT -0.5 PEMD 1.4 PFEC -17 Carcass + 186.00 LAMB 2020 111.60

LOT	TAG	S/T	BWT	WWT	PWWT	PFAT	PEMD	PFEC	Carcass +	LAMB 2020
129	280	S	0.22	8.4	13.3	-0.2	3.2	-2	204.58	114.17
Purchaser								Price \$		
130	401	S	0.36	8.6	13.7	-0.4	3.0	-11	204.10	114.45
Purchaser								Price \$		
LOT	TAG	S/T	BWT	WWT	PWWT	PFAT	PEMD	PFEC	Carcass +	LAMB 2020
131	164	S	0.16	8.8	14.3	-0.1	2.2	5	196.94	112.83
Purchaser								Price \$		
132	25	T	0.19	9.1	15.3	-0.4	3.3	-33	214.86	116.81
Purchaser								Price \$		
LOT	TAG	S/T	BWT	WWT	PWWT	PFAT	PEMD	PFEC	Carcass +	LAMB 2020
133	313	S	0.49	10.2	16.4	-0.9	2.3	-24	212.44	116.09
Purchaser								Price \$		
134	373	S	0.48	8.7	13.8	-0.8	1.6	-1	190.67	112.67
Purchaser								Price \$		
LOT	TAG	S/T	BWT	WWT	PWWT	PFAT	PEMD	PFEC	Carcass +	LAMB 2020
135	339	T	0.59	10.6	16.8	-1.2	1.8	-22	210.16	115.67
Purchaser								Price \$		
136	75	T	0.65	9.6	15.2	-0.7	2.7	-26	210.20	115.80
Purchaser								Price \$		
LOT	TAG	S/T	BWT	WWT	PWWT	PFAT	PEMD	PFEC	Carcass +	LAMB 2020
137	455	S	0.29	9.6	15.4	-0.4	3.2	-17	214.99	116.17
Purchaser								Price \$		
138	318	T	0.39	9.1	14.2	0.2	3.0	-7	205.60	114.48
Purchaser								Price \$		
LOT	TAG	S/T	BWT	WWT	PWWT	PFAT	PEMD	PFEC	Carcass +	LAMB 2020
139	120	T	0.32	8.2	13.0	-0.8	2.5	-29	197.82	114.33
Purchaser								Price \$		
140	85	T	0.28	9.3	14.1	-0.5	2.2	0	199.54	113.42
Purchaser								Price \$		

equals ranked in the top 10% for that trait over all terminal rams born in 2016
Terminal Average: BWT 0.30 WWT 8.2 PWWT 12.6 PFAT -0.5 PEMD 1.4 PFEC -17 Carcass + 186.00 LAMB 2020 111.60

LOT	TAG	S/T	BWT	WWT	PWWT	PFAT	PEMD	PFEC	Carcass +	LAMB 2020
141	187	T	0.62	8.8	13.0	-0.3	3.0	-26	202.29	114.73
Purchaser									Price \$	
142	76	T	0.58	9.4	14.8	-0.8	2.5	-26	206.62	115.33
Purchaser									Price \$	
LOT	TAG	S/T	BWT	WWT	PWWT	PFAT	PEMD	PFEC	Carcass +	LAMB 2020
143	461	S	0.42	10.5	15.9	-0.4	2.6	-14	212.55	115.7
Purchaser									Price \$	
144	255	S	0.57	10.8	17.4	-1.9	1.3	-23	209.90	115.66
Purchaser									Price \$	
LOT	TAG	S/T	BWT	WWT	PWWT	PFAT	PEMD	PFEC	Carcass +	LAMB 2020
145	188	T	0.45	9.0	14.6	-0.8	2.6	19	206.22	113.47
Purchaser									Price \$	
146	226	T	0.50	8.7	14.2	-0.4	2.7	-19	203.62	114.66
Purchaser									Price \$	
LOT	TAG	S/T	BWT	WWT	PWWT	PFAT	PEMD	PFEC	Carcass +	LAMB 2020
147	301	T	0.18	7.9	12.8	0.2	3.5	-21	203.35	114.76
Purchaser									Price \$	
148	193	T	0.27	8.9	12.9	-1.1	2.2	10	196.27	112.27
Purchaser									Price \$	
LOT	TAG	S/T	BWT	WWT	PWWT	PFAT	PEMD	PFEC	Carcass +	LAMB 2020
149	322	T	0.29	8.4	12.8	-0.2	3.1	10	201.43	113.24
Purchaser									Price \$	
150	206	T	0.47	9.8	14.3	-1.4	1.8	20	200.13	112.60
Purchaser									Price \$	

In buying a BRUAN Poll Dorset ram/s you have chosen wisely. Into it have gone years of thought, research and improvements. You will find, as many other owners all across Australia, that you have the best genetics on offer. You have purchased a dependable animal, but only by proper care can you expect to receive performance and long service. BRUAN Poll Dorsets can instruct you on the general maintenance as it is important you get the best performance, and we will be glad to answer any questions you may have.



 equals ranked in the top 10% for that trait over all terminal rams born in 2016
Terminal Average: BWT 0.30 WWT 8.2 PWWT 12.6 PFAT -0.5 PEMD 1.4 PFEC -17 Carcass + 186.00 LAMB 2020 111.60

BRUAN POLL DORSETS

Commercially focused seedstock producers

Comparing sire potential

Are you buying the right rams for your production system?

This is the question, lamb producers should be asking themselves. The rams you buy today will affect the lambs you produce over the next four to five years.

When selecting rams, identify and seek genetics that will help you reach your breeding objective. Also consider other factors of economic importance, which are influenced by genetics such as growth, meat quality and disease resistance.

A percentile band table is a useful tool to assist the interpretation and application of Australian Sheep Breeding Values (ASBVs) when selecting rams. The table shows the spread and breakdown of ASBVs for each trait using percentiles and shows how well an animal performs relative to the current year drop.

By using the percentile table, it can easily be determined if an animal is above average or if it is in the top 10, 20, 30% etc. of rams for any trait of interest.

To use a percentile band table, go to the column heading for the trait in question. Go down to the ASBV range of the ram you are interested in, then project across to the left-hand row headings to see where the animal ranks.

For example, a ram with a post weaning weight (Pwwt) of 15.7 ranks in the top 10% for terminal sires born in 2016.

Percentile reports are available on the LAMBPLAN website www.lambplan.com.au



Percentile Report
Analysis **TERMINAL** Dated **15/08/2017**
Animals born in 2016 Count **120109**

Band	Bwt	Wwt	Pwwt	Ywt	Pfat	Yfat	Pemd	Yemd	Ysc	Hsc	Pfec	Yfec	MWwt	NLW	LMY	IMF	Dress	ShrFs	LEO	Carcase +	Trade\$	MCP	SRC
0	-0.87	15.3	24.2	24.0	2.6	3.0	5.1	4.9	6.2	4.8	-85	-78	9.2	18	6.8	0.7	3.9	-5.5	170.3	254.9	118.2	173.2	160.6
1	-0.58	11.6	17.8	18.3	0.8	0.9	3.5	3.3	5.1	4.4	-63	-59	5.8	11	5.0	0.1	2.9	-1.6	146.5	217.2	114.1	155.3	145.9
2	-0.52	11.2	17.3	17.7	0.6	0.7	3.2	3.1	5.0	4.3	-57	-55	5.1	10	4.8	0.0	2.8	-1.2	144.0	213.7	113.7	153.2	144.3
3	-0.48	11.0	16.9	17.3	0.5	0.6	3.1	2.9	4.9	4.2	-54	-52	4.8	10	4.6	0.0	2.7	-0.8	142.3	211.5	113.4	151.8	143.3
4	-0.45	10.8	16.6	17.1	0.4	0.5	3.0	2.8	4.8	4.1	-52	-50	4.5	9	4.5	-0.1	2.6	-0.6	141.2	209.8	113.2	150.8	142.5
5	-0.41	10.7	16.4	16.9	0.4	0.4	2.9	2.7	4.7	4.1	-50	-48	4.3	8	4.4	-0.1	2.6	-0.4	140.3	208.5	113.0	150.0	141.9
10	-0.07	10.2	15.7	16.1	0.2	0.2	2.5	2.4	4.5	3.9	-42	-41	4.3	8	4.1	-0.2	2.4	0.2	137.3	203.5	112.4	147.2	139.8
15	0.07	9.9	15.1	15.6	0.0	0.0	2.3	2.2	4.3	3.7	-38	-36	3.5	7	3.8	-0.2	2.3	0.6	135.4	199.9	111.9	145.3	138.4
20	0.14	9.6	14.7	15.2	-0.1	-0.1	2.2	2.0	4.2	3.6	-34	-33	3.3	6	3.7	-0.3	2.2	1.0	133.8	196.9	111.5	143.8	137.2
25	0.18	9.4	14.4	14.8	-0.2	-0.2	2.0	1.8	4.0	3.5	-31	-30	3.2	5	3.5	-0.3	2.1	1.3	132.4	194.2	111.1	142.4	136.1
30	0.21	9.1	14.0	14.5	-0.3	-0.3	1.9	1.7	3.9	3.4	-29	-27	3.0	5	3.3	-0.3	2.0	1.5	131.1	191.8	110.7	141.1	135.2
35	0.24	8.9	13.7	14.2	-0.3	-0.4	1.7	1.6	3.8	3.3	-26	-24	2.9	4	3.2	-0.4	1.9	1.8	130.0	189.4	110.4	139.8	134.2
40	0.26	8.7	13.4	13.9	-0.4	-0.5	1.6	1.4	3.7	3.3	-23	-22	2.8	4	3.1	-0.4	1.9	2.1	128.9	187.1	110.0	138.6	133.3
45	0.29	8.5	13.1	13.6	-0.5	-0.5	1.5	1.3	3.6	3.2	-21	-19	2.7	3	2.9	-0.4	1.8	2.4	127.9	184.6	109.6	137.3	132.4
50	0.31	8.3	12.7	13.2	-0.5	-0.6	1.4	1.2	3.5	3.1	-18	-17	2.6	3	2.8	-0.5	1.7	2.7	126.8	182.1	109.2	136.0	131.4
55	0.33	8.1	12.3	12.9	-0.6	-0.7	1.3	1.1	3.4	3.1	-16	-14	2.4	2	2.6	-0.5	1.6	3.1	125.8	179.3	108.8	134.7	130.4
60	0.35	7.8	11.9	12.5	-0.6	-0.7	1.2	1.0	3.3	3.0	-13	-12	2.3	2	2.5	-0.5	1.6	3.4	124.7	176.3	108.4	133.4	129.3
65	0.37	7.6	11.5	12.1	-0.7	-0.8	1.1	0.9	3.2	2.9	-10	-9	2.2	2	2.3	-0.6	1.5	3.8	123.5	173.1	107.9	131.9	128.0
70	0.40	7.2	11.0	11.6	-0.8	-0.8	1.0	0.8	3.1	2.8	-7	-6	2.0	1	2.1	-0.6	1.4	4.2	122.3	169.5	107.5	130.5	126.7
75	0.42	6.9	10.4	11.0	-0.8	-0.9	0.9	0.7	3.0	2.7	-4	-2	1.9	0	1.9	-0.7	1.3	4.7	121.1	165.6	107.1	128.9	125.1
80	0.44	6.5	9.8	10.2	-0.9	-1.0	0.7	0.5	2.8	2.6	0	2	1.7	0	1.6	-0.7	1.2	5.1	119.8	161.5	106.6	127.2	123.4
85	0.47	5.9	9.0	9.2	-1.0	-1.1	0.6	0.4	2.6	2.4	5	6	1.4	-1	1.3	-0.7	1.0	5.6	118.4	157.0	106.0	125.2	121.4
90	0.51	5.3	8.2	8.0	-1.1	-1.2	0.4	0.2	2.4	2.2	12	12	1.2	-2	0.9	-0.8	0.9	6.2	116.7	152.0	105.3	122.7	119.1
95	0.56	4.4	7.2	6.7	-1.3	-1.4	0.1	-0.1	2.0	1.8	22	22	0.7	-4	0.4	-0.9	0.6	7.0	114.2	145.8	103.8	119.0	116.1
96	0.58	4.2	6.9	6.3	-1.3	-1.4	0.0	-0.2	2.0	1.7	26	26	0.5	-5	0.3	-0.9	0.5	7.2	113.5	144.2	103.4	117.9	115.4
97	0.60	4.0	6.5	5.9	-1.4	-1.5	-0.1	-0.3	1.9	1.6	29	29	0.3	-5	0.1	-1.0	0.4	7.5	112.7	142.2	102.7	116.6	114.4
98	0.62	3.6	6.1	5.4	-1.4	-1.6	-0.2	-0.4	1.7	1.5	35	35	0.1	-6	0.0	-1.0	0.3	7.8	111.6	139.5	101.8	114.8	113.3
99	0.66	3.1	5.3	4.7	-1.6	-1.7	-0.5	-0.7	1.5	1.3	44	43	-0.4	-8	-0.3	-1.1	0.1	8.4	109.9	134.7	100.1	111.9	111.3
100	0.95	-3.2	-3.9	-4.7	-2.5	-2.7	-2.6	-2.9	0.3	0.7	113	100	-2.8	-14	-3.0	-1.5	-1.1	12.8	88.3	78.9	84.2	91.9	



BRUAN
POLL DORSETS

David & Colleen Gordon
Blacks Rd Condah 3303
Ph 55 78 2211 0417 142 863