


BRUAN POLL DORSETS

SPECIALY SELECTED RAM SALE


STUD RAMS

| LOT | TAG | S/T | BWT | WWT | PWWT | PFAT | PEMD | PFEC | Carcass + | LAMB 2020 |
|-----------------------|-----|------|------|------|------|------|------|----------|-----------|-----------|
| 1 | 49 | TW | 0.36 | 10.4 | 15.8 | -1.2 | 1.4 | -44 | 200.88 | 115.32 |
| | | Acc. | 65 | 67 | 64 | 70 | 72 | 58 | | |
| SIRE: LAMBPRO 4020-10 | | | | | | | | | | |
| Purchaser | | | | | | | | Price \$ | | |
| 2 | 394 | TW | 0.54 | 9.1 | 12.8 | -0.6 | 2.2 | 5 | 193.72 | 112.36 |
| | | Acc. | 83 | 69 | 66 | 60 | 61 | 53 | | |
| SIRE: BRUAN 68-10 | | | | | | | | | | |
| Purchaser | | | | | | | | Price \$ | | |
| 3 | 48 | TW | 0.17 | 9.1 | 13.8 | -1.0 | 1.5 | -33 | 191.33 | 113.61 |
| | | Acc. | 78 | 69 | 67 | 67 | 68 | 58 | | |
| SIRE: LAMBPRO 4020-10 | | | | | | | | | | |
| Purchaser | | | | | | | | Price \$ | | |
| 4 | 11 | TW | 0.55 | 9.2 | 14.2 | -0.4 | 2.3 | -26 | 199.48 | 114.35 |
| | | Acc. | 87 | 71 | 69 | 69 | 71 | 57 | | |
| SIRE: LAMBPRO 4020-10 | | | | | | | | | | |
| Purchaser | | | | | | | | Price \$ | | |

 equals ranked in the top 10% for that trait over all terminal rams born in 2012

Terminal Average: BWT 0.31 WWT 7.3 PWWT 11.2 PFAT -0.6 PEMD 1.0 PFEC -17.0 Carcass + 169.50 LAMB 2020 109.30

| LOT | TAG | S/T | BWT | WWT | PWWT | PFAT | PEMD | PFEC | Carcass + | LAMB 2020 |
|-----------|-----|-----|------|------|------|------|------|----------|-----------|-----------|
| 5 | 538 | S | 0.43 | 8.6 | 12.7 | -0.7 | 2.5 | -54 | 195.56 | 114.98 |
| Purchaser | | | | | | | | Price \$ | | |
| 6 | 380 | S | 0.57 | 9.8 | 14.6 | -0.5 | 2.9 | -38 | 209.16 | 116.14 |
| Purchaser | | | | | | | | Price \$ | | |
| LOT | TAG | S/T | BWT | WWT | PWWT | PFAT | PEMD | PFEC | Carcass + | LAMB 2020 |
| 7 | 65 | TR | 0.16 | 7.9 | 12.8 | -0.2 | 3.0 | -7 | 198.63 | 113.57 |
| Purchaser | | | | | | | | Price \$ | | |
| 8 | 59 | TR | 0.28 | 8.2 | 14.9 | 0.1 | 2.9 | -19 | 203.51 | 114.7 |
| Purchaser | | | | | | | | Price \$ | | |
| LOT | TAG | S/T | BWT | WWT | PWWT | PFAT | PEMD | PFEC | Carcass + | LAMB 2020 |
| 9 | 100 | TR | 0.51 | 10.0 | 16.8 | -1.4 | 1.8 | -58 | 208.32 | 116.84 |
| Purchaser | | | | | | | | Price \$ | | |
| 10 | 102 | TR | 0.36 | 9.5 | 16.0 | -1.3 | 1.8 | -23 | 203.61 | 114.85 |
| Purchaser | | | | | | | | Price \$ | | |
| LOT | TAG | S/T | BWT | WWT | PWWT | PFAT | PEMD | PFEC | Carcass + | LAMB 2020 |
| 11 | 206 | S | 0.48 | 9.7 | 14.8 | -1.8 | 1.2 | -24 | 194.73 | 113.67 |
| Purchaser | | | | | | | | Price \$ | | |
| 12 | 133 | S | 0.45 | 9.4 | 14.2 | -1.3 | 1.3 | -7 | 191.03 | 112.5 |
| Purchaser | | | | | | | | Price \$ | | |
| LOT | TAG | S/T | BWT | WWT | PWWT | PFAT | PEMD | PFEC | Carcass + | LAMB 2020 |
| 13 | 453 | S | 0.60 | 9.5 | 13.8 | -1.2 | 1.6 | -10 | 193.59 | 112.92 |
| Purchaser | | | | | | | | Price \$ | | |
| 14 | 31 | T | 0.36 | 7.5 | 12.2 | -0.2 | 2.4 | -9 | 188.11 | 112.17 |
| Purchaser | | | | | | | | Price \$ | | |
| LOT | TAG | S/T | BWT | WWT | PWWT | PFAT | PEMD | PFEC | Carcass + | LAMB 2020 |
| 15 | 514 | T | 0.42 | 8.4 | 12.3 | -0.7 | 2.0 | -6 | 187.92 | 112.02 |
| Purchaser | | | | | | | | Price \$ | | |
| 16 | 520 | S | 0.60 | 9.7 | 14.6 | -0.3 | 2.5 | -35 | 203.46 | 115.24 |
| Purchaser | | | | | | | | Price \$ | | |

 equals ranked in the top 10% for that trait over all terminal rams born in 2012


Terminal Average: BWT 0.31 WWT 7.3 PWWT 11.2 PFAT -0.6 PEMD 1.0 PFEC -17.0 Carcass + 169.50 LAMB 2020 109.30

| LOT | TAG | S/T | BWT | WWT | PWWT | PFAT | PEMD | PFEC | Carcass + | LAMB 2020 |
|-----------|-----|-----|------|------|------|------|------|----------|-----------|-----------|
| 17 | 85 | S | 0.50 | 9.4 | 13.1 | -1.2 | 1.3 | -36 | 186.85 | 113.07 |
| Purchaser | | | | | | | | Price \$ | | |
| 18 | 220 | T | 0.42 | 9.3 | 13.8 | -0.9 | 1.0 | 45 | 184.55 | 109.52 |
| Purchaser | | | | | | | | Price \$ | | |
| LOT | TAG | S/T | BWT | WWT | PWWT | PFAT | PEMD | PFEC | Carcass + | LAMB 2020 |
| 19 | 436 | T | 0.47 | 9.0 | 12.8 | -0.7 | 1.1 | -9 | 181.50 | 111.27 |
| Purchaser | | | | | | | | Price \$ | | |
| 20 | 164 | T | 0.33 | 8.2 | 12.6 | -0.1 | 1.8 | -23 | 184.41 | 112.25 |
| Purchaser | | | | | | | | Price \$ | | |
| LOT | TAG | S/T | BWT | WWT | PWWT | PFAT | PEMD | PFEC | Carcass + | LAMB 2020 |
| 21 | 140 | T | 0.42 | 8.6 | 13.8 | -0.9 | 1.4 | 1 | 188.57 | 111.84 |
| Purchaser | | | | | | | | Price \$ | | |
| 22 | 141 | T | 0.50 | 9.3 | 15.3 | -1.2 | 1.4 | 1 | 196.24 | 112.87 |
| Purchaser | | | | | | | | Price \$ | | |
| LOT | TAG | S/T | BWT | WWT | PWWT | PFAT | PEMD | PFEC | Carcass + | LAMB 2020 |
| 23 | 209 | T | 0.31 | 9.0 | 13.9 | -0.5 | 2.6 | 2 | 201.01 | 113.48 |
| Purchaser | | | | | | | | Price \$ | | |
| 24 | 360 | T | 0.57 | 8.5 | 12.2 | -1.4 | 1.5 | 4 | 184.64 | 111.17 |
| Purchaser | | | | | | | | Price \$ | | |
| LOT | TAG | S/T | BWT | WWT | PWWT | PFAT | PEMD | PFEC | Carcass + | LAMB 2020 |
| 25 | 192 | T | 0.32 | 8.4 | 12.7 | -0.9 | 1.0 | -3 | 178.57 | 110.69 |
| Purchaser | | | | | | | | Price \$ | | |
| 26 | 5 | T | 0.54 | 10.0 | 15.5 | -1.6 | 1.0 | -7 | 195.03 | 113.00 |
| Purchaser | | | | | | | | Price \$ | | |
| LOT | TAG | S/T | BWT | WWT | PWWT | PFAT | PEMD | PFEC | Carcass + | LAMB 2020 |
| 27 | 429 | T | 0.43 | 9.6 | 13.8 | -2.1 | 0.5 | -29 | 185.31 | 112.61 |
| Purchaser | | | | | | | | Price \$ | | |
| 28 | 314 | T | 0.33 | 9.4 | 14.2 | -0.8 | 0.7 | 55 | 182.03 | 108.02 |
| Purchaser | | | | | | | | Price \$ | | |

equals ranked in the top 10% for that trait over all terminal rams born in 2012

Terminal Average: BWT 0.31 WWT 7.3 PWWT 11.2 PFAT -0.6 PEMD 1.0 PFEC -17.0 Carcass + 169.50 LAMB 2020 109.30

| LOT | TAG | S/T | BWT | WWT | PWWT | PFAT | PEMD | PFEC | Carcass + | LAMB 2020 |
|-----------|-----|-----|------|-----|------|------|------|----------|-----------|-----------|
| 29 | 270 | T | 0.52 | 9.0 | 13.3 | -1.3 | 1.0 | 12 | 183.96 | 110.75 |
| Purchaser | | | | | | | | Price \$ | | |
| 30 | 547 | T | 0.47 | 9.7 | 15.1 | -1.2 | 0.8 | 7 | 189.18 | 111.66 |
| Purchaser | | | | | | | | Price \$ | | |
| LOT | TAG | S/T | BWT | WWT | PWWT | PFAT | PEMD | PFEC | Carcass + | LAMB 2020 |
| 31 | 225 | T | 0.43 | 9.0 | 13.5 | 0.1 | 3.2 | -23 | 204.23 | 114.92 |
| Purchaser | | | | | | | | Price \$ | | |
| 32 | 184 | T | 0.34 | 9.1 | 13.7 | -0.7 | 1.9 | 16 | 193.88 | 111.98 |
| Purchaser | | | | | | | | Price \$ | | |
| LOT | TAG | S/T | BWT | WWT | PWWT | PFAT | PEMD | PFEC | Carcass + | LAMB 2020 |
| 33 | 75 | S | 0.46 | 8.9 | 14.1 | -0.7 | 1.6 | -16 | 190.99 | 112.83 |
| Purchaser | | | | | | | | Price \$ | | |
| 34 | 242 | T | 0.50 | 8.0 | 11.6 | -1.2 | 1.2 | 23 | 178.38 | 109.56 |
| Purchaser | | | | | | | | Price \$ | | |
| LOT | TAG | S/T | BWT | WWT | PWWT | PFAT | PEMD | PFEC | Carcass + | LAMB 2020 |
| 35 | 269 | T | 0.50 | 8.8 | 13.3 | -1.3 | 1.1 | 21 | 184.77 | 110.50 |
| Purchaser | | | | | | | | Price \$ | | |
| 36 | 338 | S | 0.29 | 8.8 | 12.4 | -0.8 | 1.6 | -6 | 185.01 | 111.66 |
| Purchaser | | | | | | | | Price \$ | | |
| LOT | TAG | S/T | BWT | WWT | PWWT | PFAT | PEMD | PFEC | Carcass + | LAMB 2020 |
| 37 | 484 | T | 0.53 | 9.4 | 14.0 | -1.7 | 0.4 | 6 | 182.15 | 110.73 |
| Purchaser | | | | | | | | Price \$ | | |
| 38 | 121 | S | 0.44 | 9.6 | 14.1 | -1.3 | 0.9 | -9 | 186.74 | 111.98 |
| Purchaser | | | | | | | | Price \$ | | |
| LOT | TAG | S/T | BWT | WWT | PWWT | PFAT | PEMD | PFEC | Carcass + | LAMB 2020 |
| 39 | 287 | T | 0.32 | 8.1 | 12.4 | -0.1 | 2.9 | -23 | 195.79 | 113.77 |
| Purchaser | | | | | | | | Price \$ | | |
| 40 | 526 | S | 0.42 | 8.8 | 13.6 | -0.8 | 1.9 | -22 | 192.63 | 113.31 |
| Purchaser | | | | | | | | Price \$ | | |

 equals ranked in the top 10% for that trait over all terminal rams born in 2012

Terminal Average: BWT 0.31 WWT 7.3 PWWT 11.2 PFAT -0.6 PEMD 1.0 PFEC -17.0 Carcass + 169.50 LAMB 2020 109.30

| LOT | TAG | S/T | BWT | WWT | PWWT | PFAT | PEMD | PFEC | Carcass + | LAMB 2020 |
|-----------|-----|-----|------|------|------|------|------|----------|-----------|-----------|
| 41 | 415 | T | 0.61 | 9.5 | 14.3 | -1.4 | 0.9 | 13 | 188.41 | 111.3 |
| Purchaser | | | | | | | | Price \$ | | |
| 42 | 528 | S | 0.34 | 8.0 | 12.6 | -0.7 | 1.6 | -14 | 183.88 | 111.83 |
| Purchaser | | | | | | | | Price \$ | | |
| LOT | TAG | S/T | BWT | WWT | PWWT | PFAT | PEMD | PFEC | Carcass + | LAMB 2020 |
| 43 | 525 | S | 0.21 | 8.2 | 12.2 | -0.3 | 1.8 | 2 | 183.84 | 111.18 |
| Purchaser | | | | | | | | Price \$ | | |
| 44 | 529 | TR | 0.59 | 10.0 | 15.1 | -1.5 | 1.3 | 15 | 197.13 | 112.39 |
| Purchaser | | | | | | | | Price \$ | | |
| LOT | TAG | S/T | BWT | WWT | PWWT | PFAT | PEMD | PFEC | Carcass + | LAMB 2020 |
| 45 | 472 | T | 0.29 | 7.6 | 11.1 | -0.7 | 2.2 | -2 | 184.90 | 111.47 |
| Purchaser | | | | | | | | Price \$ | | |
| 46 | 183 | T | 0.35 | 9.2 | 13.7 | -0.7 | 1.7 | 17 | 191.17 | 111.56 |
| Purchaser | | | | | | | | Price \$ | | |
| LOT | TAG | S/T | BWT | WWT | PWWT | PFAT | PEMD | PFEC | Carcass + | LAMB 2020 |
| 47 | 557 | S | 0.60 | 9.6 | 14.9 | -1.0 | 1.0 | -30 | 189.82 | 113.22 |
| Purchaser | | | | | | | | Price \$ | | |
| 48 | 463 | T | 0.43 | 9.0 | 14.3 | -0.4 | 2.2 | 14 | 197.63 | 112.52 |
| Purchaser | | | | | | | | Price \$ | | |
| LOT | TAG | S/T | BWT | WWT | PWWT | PFAT | PEMD | PFEC | Carcass + | LAMB 2020 |
| 49 | 546 | S | 0.48 | 8.4 | 12.6 | -1.2 | 1.5 | 6 | 185.77 | 111.25 |
| Purchaser | | | | | | | | Price \$ | | |
| 50 | 200 | T | 0.42 | 8.7 | 12.8 | -1.6 | 0.7 | -12 | 179.29 | 111.09 |
| Purchaser | | | | | | | | Price \$ | | |
| LOT | TAG | S/T | BWT | WWT | PWWT | PFAT | PEMD | PFEC | Carcass + | LAMB 2020 |
| 51 | 335 | T | 0.38 | 9.0 | 14.0 | -0.7 | 1.5 | -11 | 190.42 | 112.56 |
| Purchaser | | | | | | | | Price \$ | | |
| 52 | 470 | T | 0.29 | 8.7 | 12.8 | -0.6 | 2.1 | 2 | 190.71 | 112.13 |
| Purchaser | | | | | | | | Price \$ | | |

equals ranked in the top 10% for that trait over all terminal rams born in 2012

Terminal Average: BWT 0.31 WWT 7.3 PWWT 11.2 PFAT -0.6 PEMD 1.0 PFEC -17.0 Carcass + 169.50 LAMB 2020 109.30

| LOT | TAG | S/T | BWT | WWT | PWWT | PFAT | PEMD | PFEC | Carcass + | LAMB 2020 |
|-----------|-----|-----|------|------|------|------|------|----------|-----------|-----------|
| 53 | 152 | S | 0.41 | 8.4 | 12.3 | -0.9 | 2.2 | -2 | 190.97 | 112.3 |
| Purchaser | | | | | | | | Price \$ | | |
| 54 | 157 | T | 0.54 | 9.5 | 14.5 | -1.6 | 0.6 | 30 | 186.16 | 110.33 |
| Purchaser | | | | | | | | Price \$ | | |
| LOT | TAG | S/T | BWT | WWT | PWWT | PFAT | PEMD | PFEC | Carcass + | LAMB 2020 |
| 55 | 306 | T | 0.53 | 9.2 | 14.6 | -1.2 | 1.0 | -16 | 188.59 | 112.5 |
| Purchaser | | | | | | | | Price \$ | | |
| 56 | 253 | S | 0.19 | 6.9 | 10.7 | 0.1 | 2.0 | -12 | 175.72 | 110.57 |
| Purchaser | | | | | | | | Price \$ | | |
| LOT | TAG | S/T | BWT | WWT | PWWT | PFAT | PEMD | PFEC | Carcass + | LAMB 2020 |
| 57 | 434 | T | 0.45 | 10.0 | 14.4 | -1.6 | 0.5 | 2 | 185.59 | 111.38 |
| Purchaser | | | | | | | | Price \$ | | |
| 58 | 327 | T | 0.51 | 8.6 | 13.8 | -0.9 | 1.6 | -4 | 189.96 | 112.20 |
| Purchaser | | | | | | | | Price \$ | | |
| LOT | TAG | S/T | BWT | WWT | PWWT | PFAT | PEMD | PFEC | Carcass + | LAMB 2020 |
| 59 | 174 | T | 0.49 | 8.3 | 13.0 | -0.7 | 2.4 | -35 | 194.99 | 114.12 |
| Purchaser | | | | | | | | Price \$ | | |
| 60 | 334 | T | 0.46 | 8.7 | 13.2 | -1.3 | 0.4 | 30 | 176.52 | 109.04 |
| Purchaser | | | | | | | | Price \$ | | |
| LOT | TAG | S/T | BWT | WWT | PWWT | PFAT | PEMD | PFEC | Carcass + | LAMB 2020 |
| 61 | 213 | S | 0.42 | 9.7 | 14.2 | -1.6 | 0.5 | 1 | 184.11 | 111.25 |
| Purchaser | | | | | | | | Price \$ | | |
| 62 | 120 | S | 0.32 | 9.4 | 14.3 | -0.8 | 1.3 | -4 | 189.52 | 112.19 |
| Purchaser | | | | | | | | Price \$ | | |
| LOT | TAG | S/T | BWT | WWT | PWWT | PFAT | PEMD | PFEC | Carcass + | LAMB 2020 |
| 63 | 47 | T | 0.22 | 7.1 | 12.1 | 0.0 | 2.4 | -17 | 186.43 | 112.32 |
| Purchaser | | | | | | | | Price \$ | | |
| 64 | 379 | T | 0.38 | 10.0 | 14.0 | -1.2 | 0.6 | 6 | 182.97 | 110.9 |
| Purchaser | | | | | | | | Price \$ | | |

equals ranked in the top 10% for that trait over all terminal rams born in 2012

Terminal Average: BWT 0.31 WWT 7.3 PWWT 11.2 PFAT -0.6 PEMD 1.0 PFEC -17.0 Carcass + 169.50 LAMB 2020 109.30

| LOT | TAG | S/T | BWT | WWT | PWWT | PFAT | PEMD | PFEC | Carcass + | LAMB 2020 |
|-----------|-----|-----|------|-----|------|------|------|----------|-----------|-----------|
| 65 | 105 | T | 0.50 | 8.8 | 13.2 | -1.1 | 1.8 | 7 | 191.31 | 111.96 |
| Purchaser | | | | | | | | Price \$ | | |
| 66 | 55 | TR | 0.56 | 8.8 | 15.1 | -1.4 | 1.5 | -9 | 196.33 | 113.24 |
| Purchaser | | | | | | | | Price \$ | | |
| LOT | TAG | S/T | BWT | WWT | PWWT | PFAT | PEMD | PFEC | Carcass + | LAMB 2020 |
| 67 | 109 | T | 0.37 | 9.4 | 13.3 | -1.1 | 0.4 | -7 | 177.67 | 110.70 |
| Purchaser | | | | | | | | Price \$ | | |
| 68 | 555 | TR | 0.55 | 8.8 | 13.8 | -0.4 | 1.6 | 7 | 188.89 | 111.63 |
| Purchaser | | | | | | | | Price \$ | | |
| LOT | TAG | S/T | BWT | WWT | PWWT | PFAT | PEMD | PFEC | Carcass + | LAMB 2020 |
| 69 | 507 | T | 0.06 | 7.9 | 12.2 | 0.2 | 2.7 | -21 | 190.66 | 113.06 |
| Purchaser | | | | | | | | Price \$ | | |
| 70 | 353 | T | 0.46 | 9.5 | 14.1 | -0.8 | 1.9 | 13 | 196.86 | 112.45 |
| Purchaser | | | | | | | | Price \$ | | |
| LOT | TAG | S/T | BWT | WWT | PWWT | PFAT | PEMD | PFEC | Carcass + | LAMB 2020 |
| 71 | 230 | T | 0.41 | 9.1 | 13.0 | -1.4 | 0.5 | 9 | 178.17 | 110.11 |
| Purchaser | | | | | | | | Price \$ | | |
| 72 | 231 | T | 0.43 | 7.5 | 11.1 | -0.5 | 2.3 | 8 | 183.90 | 110.92 |
| Purchaser | | | | | | | | Price \$ | | |
| LOT | TAG | S/T | BWT | WWT | PWWT | PFAT | PEMD | PFEC | Carcass + | LAMB 2020 |
| 73 | 247 | T | 0.27 | 7.7 | 11.6 | 0.1 | 2.4 | 4 | 184.68 | 111.21 |
| Purchaser | | | | | | | | Price \$ | | |
| 74 | 431 | T | 0.29 | 8.3 | 12.2 | -0.5 | 1.8 | -1 | 184.57 | 111.41 |
| Purchaser | | | | | | | | Price \$ | | |
| LOT | TAG | S/T | BWT | WWT | PWWT | PFAT | PEMD | PFEC | Carcass + | LAMB 2020 |
| 75 | 39 | T | 0.40 | 8.8 | 13.1 | -0.2 | 2.8 | -32 | 199.09 | 114.59 |
| Purchaser | | | | | | | | Price \$ | | |
| 76 | 439 | T | 0.16 | 7.7 | 10.8 | -0.6 | 2.2 | -16 | 182.94 | 111.60 |
| Purchaser | | | | | | | | Price \$ | | |

equals ranked in the top 10% for that trait over all terminal rams born in 2012

Terminal Average: BWT 0.31 WWT 7.3 PWWT 11.2 PFAT -0.6 PEMD 1.0 PFEC -17.0 Carcass + 169.50 LAMB 2020 109.30

Lot 1 - A twin to Lot 3




Lot 2 - Used in stud as a ram lamb

Lot 3 - Used as a ram lamb



Lot 4 - Used as a ram lamb, progeny showing great potential

| LOT | TAG | S/T | BWT | WWT | PWWT | PFAT | PEMD | PFEC | Carcass + | LAMB 2020 |
|-----------|-----|-----|------|------|------|------|------|----------|-----------|-----------|
| 77 | 118 | T | 0.56 | 8.4 | 13.1 | -0.6 | 2.4 | 5 | 194.49 | 112.43 |
| Purchaser | | | | | | | | Price \$ | | |
| 78 | 499 | T | 0.25 | 7.9 | 11.1 | -0.4 | 2.2 | 14 | 183.23 | 110.62 |
| Purchaser | | | | | | | | Price \$ | | |
| LOT | TAG | S/T | BWT | WWT | PWWT | PFAT | PEMD | PFEC | Carcass + | LAMB 2020 |
| 79 | 37 | T | 0.46 | 8.3 | 14.1 | -1.0 | 1.9 | 40 | 194.48 | 111.07 |
| Purchaser | | | | | | | | Price \$ | | |
| 80 | 545 | S | 0.58 | 9.6 | 14.3 | -1.0 | 1.9 | -20 | 197.28 | 113.82 |
| Purchaser | | | | | | | | Price \$ | | |
| LOT | TAG | S/T | BWT | WWT | PWWT | PFAT | PEMD | PFEC | Carcass + | LAMB 2020 |
| 81 | 363 | T | 0.62 | 8.0 | 12.7 | -0.3 | 2.7 | -30 | 194.59 | 113.85 |
| Purchaser | | | | | | | | Price \$ | | |
| 82 | 303 | T | 0.22 | 8.4 | 13.1 | -0.8 | 1.6 | -7 | 186.78 | 111.98 |
| Purchaser | | | | | | | | Price \$ | | |
| LOT | TAG | S/T | BWT | WWT | PWWT | PFAT | PEMD | PFEC | Carcass + | LAMB 2020 |
| 83 | 70 | T | 0.57 | 10.2 | 16.3 | -0.8 | 1.3 | -24 | 198.73 | 114.18 |
| Purchaser | | | | | | | | Price \$ | | |
| 84 | 356 | S | 0.58 | 10.1 | 14.8 | -1.6 | 0.4 | -10 | 186.49 | 111.96 |
| Purchaser | | | | | | | | Price \$ | | |
| LOT | TAG | S/T | BWT | WWT | PWWT | PFAT | PEMD | PFEC | Carcass + | LAMB 2020 |
| 85 | 274 | S | 0.10 | 8.0 | 10.5 | -1.2 | 1.3 | 1 | 174.62 | 110.03 |
| Purchaser | | | | | | | | Price \$ | | |
| 86 | 421 | T | 0.30 | 7.5 | 11.4 | -0.6 | 1.6 | 3 | 178.00 | 110.34 |
| Purchaser | | | | | | | | Price \$ | | |
| LOT | TAG | S/T | BWT | WWT | PWWT | PFAT | PEMD | PFEC | Carcass + | LAMB 2020 |
| 87 | 425 | TR | 0.41 | 9.1 | 14.4 | -0.7 | 2.3 | 3 | 201.18 | 113.45 |
| Purchaser | | | | | | | | Price \$ | | |
| 88 | 501 | S | 0.48 | 8.0 | 12.6 | -0.7 | 2.7 | -51 | 196.20 | 114.94 |
| Purchaser | | | | | | | | Price \$ | | |

 equals ranked in the top 10% for that trait over all terminal rams born in 2012

Terminal Average: BWT 0.31 WWT 7.3 PWWT 11.2 PFAT -0.6 PEMD 1.0 PFEC -17.0 Carcass + 169.50 LAMB 2020 109.30

| LOT | TAG | S/T | BWT | WWT | PWWT | PFAT | PEMD | PFEC | Carcass + | LAMB 2020 |
|-----------|-----|-----|------|-----|------|------|------|----------|-----------|-----------|
| 89 | 136 | T | 0.35 | 7.8 | 12.9 | -0.8 | 1.4 | -17 | 182.37 | 111.72 |
| Purchaser | | | | | | | | Price \$ | | |
| 90 | 282 | T | 0.30 | 9.1 | 13.7 | -0.6 | 1.8 | 10 | 192.05 | 111.97 |
| Purchaser | | | | | | | | Price \$ | | |
| LOT | TAG | S/T | BWT | WWT | PWWT | PFAT | PEMD | PFEC | Carcass + | LAMB 2020 |
| 91 | 376 | T | 0.28 | 8.7 | 12.6 | -0.4 | 2.4 | 9 | 193.08 | 112.15 |
| Purchaser | | | | | | | | Price \$ | | |
| 92 | 188 | TR | 0.20 | 8.6 | 12.9 | -0.6 | 2.6 | 7 | 197.42 | 112.82 |
| Purchaser | | | | | | | | Price \$ | | |
| LOT | TAG | S/T | BWT | WWT | PWWT | PFAT | PEMD | PFEC | Carcass + | LAMB 2020 |
| 93 | 101 | TR | 0.37 | 8.3 | 13.9 | -1.1 | 2.0 | -19 | 195.43 | 113.59 |
| Purchaser | | | | | | | | Price \$ | | |
| 94 | 29 | T | 0.43 | 8.8 | 13.0 | -1.0 | 1.1 | -18 | 182.71 | 111.8 |
| Purchaser | | | | | | | | Price \$ | | |
| LOT | TAG | S/T | BWT | WWT | PWWT | PFAT | PEMD | PFEC | Carcass + | LAMB 2020 |
| 95 | 475 | T | 0.53 | 8.4 | 13.5 | -0.3 | 2.7 | -10 | 199.50 | 113.72 |
| Purchaser | | | | | | | | Price \$ | | |
| 96 | 223 | T | 0.40 | 9.6 | 15.1 | -1.0 | 1.0 | -22 | 190.80 | 113.08 |
| Purchaser | | | | | | | | Price \$ | | |
| LOT | TAG | S/T | BWT | WWT | PWWT | PFAT | PEMD | PFEC | Carcass + | LAMB 2020 |
| 97 | 539 | T | 0.52 | 7.1 | 12.2 | -0.1 | 1.7 | -10 | 179.21 | 111.01 |
| Purchaser | | | | | | | | Price \$ | | |
| 98 | 339 | T | 0.41 | 8.7 | 13.9 | -0.4 | 1.9 | -17 | 192.27 | 113.06 |
| Purchaser | | | | | | | | Price \$ | | |
| LOT | TAG | S/T | BWT | WWT | PWWT | PFAT | PEMD | PFEC | Carcass + | LAMB 2020 |
| 99 | 354 | T | 0.39 | 9.3 | 13.2 | -1.1 | 1.4 | -11 | 188.59 | 112.34 |
| Purchaser | | | | | | | | Price \$ | | |
| 100 | 297 | T | 0.47 | 9.7 | 13.0 | -1.6 | 0.8 | -28 | 183.83 | 112.33 |
| Purchaser | | | | | | | | Price \$ | | |

equals ranked in the top 10% for that trait over all terminal rams born in 2012

Terminal Average: BWT 0.31 WWT 7.3 PWWT 11.2 PFAT -0.6 PEMD 1.0 PFEC -17.0 Carcass + 169.50 LAMB 2020 109.30

| LOT | TAG | S/T | BWT | WWT | PWWT | PFAT | PEMD | PFEC | Carcass + | LAMB 2020 |
|-----------|-----|-----|------|-----|------|------|------|----------|-----------|-----------|
| 101 | 509 | T | 0.36 | 8.4 | 13.5 | -0.9 | 2.8 | -9 | 201.87 | 114.04 |
| Purchaser | | | | | | | | Price \$ | | |
| 102 | 454 | T | 0.57 | 7.4 | 12.7 | -0.5 | 1.9 | -14 | 185.63 | 112.01 |
| Purchaser | | | | | | | | Price \$ | | |
| LOT | TAG | S/T | BWT | WWT | PWWT | PFAT | PEMD | PFEC | Carcass + | LAMB 2020 |
| 103 | 477 | T | 0.46 | 7.8 | 12.2 | 0.1 | 2.0 | -37 | 182.64 | 112.53 |
| Purchaser | | | | | | | | Price \$ | | |
| 104 | 459 | T | 0.52 | 8.8 | 14.0 | 0.2 | 2.0 | -32 | 191.64 | 113.57 |
| Purchaser | | | | | | | | Price \$ | | |
| LOT | TAG | S/T | BWT | WWT | PWWT | PFAT | PEMD | PFEC | Carcass + | LAMB 2020 |
| 105 | 15 | T | 0.33 | 8.6 | 12.5 | -0.4 | 2.6 | -30 | 194.77 | 113.92 |
| Purchaser | | | | | | | | Price \$ | | |
| 106 | 522 | T | 0.45 | 8.5 | 13.5 | -0.8 | 1.6 | -29 | 188.79 | 113.07 |
| Purchaser | | | | | | | | Price \$ | | |
| LOT | TAG | S/T | BWT | WWT | PWWT | PFAT | PEMD | PFEC | Carcass + | LAMB 2020 |
| 107 | 154 | T | 0.40 | 8.8 | 12.8 | -0.8 | 1.5 | 98 | 185.91 | 107.61 |
| Purchaser | | | | | | | | Price \$ | | |
| 108 | 389 | T | 0.37 | 8.8 | 13.5 | -0.5 | 1.2 | -7 | 183.84 | 111.55 |
| Purchaser | | | | | | | | Price \$ | | |
| LOT | TAG | S/T | BWT | WWT | PWWT | PFAT | PEMD | PFEC | Carcass + | LAMB 2020 |
| 109 | 408 | T | 0.09 | 7.8 | 12.4 | -0.2 | 2.3 | -15 | 187.82 | 112.45 |
| Purchaser | | | | | | | | Price \$ | | |
| 110 | 448 | T | 0.36 | 9.1 | 12.7 | -0.7 | 1.1 | 37 | 180.63 | 109.32 |
| Purchaser | | | | | | | | Price \$ | | |
| LOT | TAG | S/T | BWT | WWT | PWWT | PFAT | PEMD | PFEC | Carcass + | LAMB 2020 |
| 111 | 369 | T | 0.65 | 8.9 | 13.1 | -0.6 | 1.5 | -38 | 185.37 | 112.93 |
| Purchaser | | | | | | | | Price \$ | | |
| 112 | 378 | T | 0.25 | 9.1 | 13.4 | -1.0 | 0.9 | 10 | 182.10 | 110.63 |
| Purchaser | | | | | | | | Price \$ | | |

equals ranked in the top 10% for that trait over all terminal rams born in 2012

Terminal Average: BWT 0.31 WWT 7.3 PWWT 11.2 PFAT -0.6 PEMD 1.0 PFEC -17.0 Carcass + 169.50 LAMB 2020 109.30

| LOT | TAG | S/T | BWT | WWT | PWWT | PFAT | PEMD | PFEC | Carcass + | LAMB 2020 |
|-----------|-----|-----|------|-----|------|------|------|----------|-----------|-----------|
| 113 | 228 | T | 0.08 | 7.6 | 10.8 | -0.5 | 2.9 | 1 | 189.94 | 112.09 |
| Purchaser | | | | | | | | Price \$ | | |
| 114 | 257 | T | 0.64 | 9.3 | 14.6 | -0.2 | 2.5 | -28 | 201.47 | 114.69 |
| Purchaser | | | | | | | | Price \$ | | |
| LOT | TAG | S/T | BWT | WWT | PWWT | PFAT | PEMD | PFEC | Carcass + | LAMB 2020 |
| 115 | 79 | T | 0.46 | 8.6 | 13.0 | -0.7 | 2.3 | -47 | 194.17 | 114.52 |
| Purchaser | | | | | | | | Price \$ | | |
| 116 | 396 | S | 0.14 | 8.3 | 12.4 | -0.8 | 1.1 | 5 | 178.49 | 110.36 |
| Purchaser | | | | | | | | Price \$ | | |
| LOT | TAG | S/T | BWT | WWT | PWWT | PFAT | PEMD | PFEC | Carcass + | LAMB 2020 |
| 117 | 498 | T | 0.50 | 9.0 | 13.5 | -0.4 | 2.6 | -27 | 198.83 | 114.34 |
| Purchaser | | | | | | | | Price \$ | | |
| 118 | 410 | T | 0.02 | 7.7 | 11.0 | -0.1 | 2.9 | -11 | 189.77 | 112.55 |
| Purchaser | | | | | | | | Price \$ | | |
| LOT | TAG | S/T | BWT | WWT | PWWT | PFAT | PEMD | PFEC | Carcass + | LAMB 2020 |
| 119 | 93 | S | 0.47 | 9.3 | 14.7 | -1.3 | 1.6 | -33 | 196.30 | 114.25 |
| Purchaser | | | | | | | | Price \$ | | |
| 120 | 46 | T | 0.27 | 7.4 | 12.7 | 0.2 | 2.1 | -31 | 184.56 | 112.63 |
| Purchaser | | | | | | | | Price \$ | | |
| LOT | TAG | S/T | BWT | WWT | PWWT | PFAT | PEMD | PFEC | Carcass + | LAMB 2020 |
| 121 | 294 | TR | 0.44 | 8.1 | 11.3 | -1.5 | 1.9 | -30 | 186.44 | 112.78 |
| Purchaser | | | | | | | | Price \$ | | |
| 122 | 318 | T | 0.48 | 8.7 | 13.0 | 0.0 | 2.6 | -23 | 195.33 | 113.68 |
| Purchaser | | | | | | | | Price \$ | | |
| LOT | TAG | S/T | BWT | WWT | PWWT | PFAT | PEMD | PFEC | Carcass + | LAMB 2020 |
| 123 | 313 | T | 0.33 | 8.3 | 13.6 | -0.8 | 1.2 | -2 | 184.02 | 111.36 |
| Purchaser | | | | | | | | Price \$ | | |
| 124 | 178 | TR | 0.38 | 9.5 | 14.8 | -0.3 | 1.4 | -12 | 190.49 | 112.63 |
| Purchaser | | | | | | | | Price \$ | | |

equals ranked in the top 10% for that trait over all terminal rams born in 2012

Terminal Average: BWT 0.31 WWT 7.3 PWWT 11.2 PFAT -0.6 PEMD 1.0 PFEC -17.0 Carcass + 169.50 LAMB 2020 109.30

| LOT | TAG | S/T | BWT | WWT | PWWT | PFAT | PEMD | PFEC | Carcass + | LAMB 2020 |
|-----------|-----|-----|------|-----|------|------|------|----------|-----------|-----------|
| 125 | 540 | T | 0.55 | 7.6 | 12.6 | -0.5 | 1.7 | -5 | 183.26 | 111.32 |
| Purchaser | | | | | | | | Price \$ | | |
| 126 | 430 | T | 0.41 | 9.2 | 13.4 | -1.7 | 0.9 | -23 | 185.30 | 112.36 |
| Purchaser | | | | | | | | Price \$ | | |
| LOT | TAG | S/T | BWT | WWT | PWWT | PFAT | PEMD | PFEC | Carcass + | LAMB 2020 |
| 127 | 564 | T | 0.45 | 8.5 | 13.5 | -0.9 | 1.9 | -21 | 191.53 | 113.13 |
| Purchaser | | | | | | | | Price \$ | | |
| 128 | 3 | T | 0.41 | 8.7 | 14.2 | -0.5 | 2.2 | -14 | 197.19 | 113.62 |
| Purchaser | | | | | | | | Price \$ | | |
| LOT | TAG | S/T | BWT | WWT | PWWT | PFAT | PEMD | PFEC | Carcass + | LAMB 2020 |
| 129 | 518 | T | 0.57 | 8.5 | 13.1 | -0.8 | 1.4 | -10 | 185.26 | 111.78 |
| Purchaser | | | | | | | | Price \$ | | |
| 130 | 144 | T | 0.25 | 8.7 | 12.3 | -0.5 | 2.5 | -45 | 193.42 | 114.37 |
| Purchaser | | | | | | | | Price \$ | | |
| LOT | TAG | S/T | BWT | WWT | PWWT | PFAT | PEMD | PFEC | Carcass + | LAMB 2020 |
| 131 | 512 | T | 0.28 | 8.1 | 11.8 | -0.9 | 1.8 | -27 | 184.40 | 112.41 |
| Purchaser | | | | | | | | Price \$ | | |
| 132 | 560 | T | 0.31 | 7.7 | 12.7 | -0.1 | 2.1 | -20 | 186.46 | 112.41 |
| Purchaser | | | | | | | | Price \$ | | |
| LOT | TAG | S/T | BWT | WWT | PWWT | PFAT | PEMD | PFEC | Carcass + | LAMB 2020 |
| 133 | 149 | T | 0.36 | 7.1 | 11.5 | -0.5 | 2.3 | 8 | 185.10 | 111.09 |
| Purchaser | | | | | | | | Price \$ | | |
| 134 | 122 | T | 0.40 | 8.9 | 12.7 | -0.9 | 1.2 | -12 | 181.92 | 111.47 |
| Purchaser | | | | | | | | Price \$ | | |
| LOT | TAG | S/T | BWT | WWT | PWWT | PFAT | PEMD | PFEC | Carcass + | LAMB 2020 |
| 135 | 202 | T | 0.39 | 9.4 | 14.0 | -1.3 | 0.6 | -17 | 183.18 | 111.82 |
| Purchaser | | | | | | | | Price \$ | | |
| 136 | 139 | T | 0.57 | 8.9 | 13.2 | -1.8 | 0.8 | -6 | 183.56 | 111.42 |
| Purchaser | | | | | | | | Price \$ | | |

equals ranked in the top 10% for that trait over all terminal rams born in 2012

Terminal Average: BWT 0.31 WWT 7.3 PWWT 11.2 PFAT -0.6 PEMD 1.0 PFEC -17.0 Carcass + 169.50 LAMB 2020 109.30

| LOT | TAG | S/T | BWT | WWT | PWWT | PFAT | PEMD | PFEC | Carcass + | LAMB 2020 |
|-----------|-----|-----|------|-----|------|------|------|----------|-----------|-----------|
| 137 | 277 | T | 0.53 | 8.0 | 12.2 | -0.2 | 2.6 | -40 | 191.86 | 113.9 |
| Purchaser | | | | | | | | Price \$ | | |
| 138 | 204 | T | 0.32 | 8.7 | 13.3 | -1.3 | 1.7 | -11 | 191.36 | 112.71 |
| Purchaser | | | | | | | | Price \$ | | |
| LOT | TAG | S/T | BWT | WWT | PWWT | PFAT | PEMD | PFEC | Carcass + | LAMB 2020 |
| 139 | 446 | T | 0.16 | 7.2 | 10.4 | -0.1 | 2.6 | -13 | 182.60 | 111.65 |
| Purchaser | | | | | | | | Price \$ | | |
| 140 | 45 | S | 0.48 | 8.4 | 13.1 | -1.1 | 1.1 | -41 | 183.00 | 112.74 |
| Purchaser | | | | | | | | Price \$ | | |
| LOT | TAG | S/T | BWT | WWT | PWWT | PFAT | PEMD | PFEC | Carcass + | LAMB 2020 |
| 141 | 172 | T | 0.36 | 7.0 | 10.5 | 0.1 | 3.0 | -6 | 186.99 | 111.9 |
| Purchaser | | | | | | | | Price \$ | | |
| 142 | 417 | TR | 0.57 | 8.9 | 13.6 | -0.9 | 1.8 | -28 | 192.50 | 113.48 |
| Purchaser | | | | | | | | Price \$ | | |
| LOT | TAG | S/T | BWT | WWT | PWWT | PFAT | PEMD | PFEC | Carcass + | LAMB 2020 |
| 143 | 116 | T | 0.44 | 8.1 | 12.0 | -1.3 | 1.7 | -5 | 185.96 | 111.71 |
| Purchaser | | | | | | | | Price \$ | | |
| 144 | 488 | T | 0.22 | 7.3 | 10.9 | -0.2 | 2.4 | -3 | 183.37 | 111.34 |
| Purchaser | | | | | | | | Price \$ | | |
| LOT | TAG | S/T | BWT | WWT | PWWT | PFAT | PEMD | PFEC | Carcass + | LAMB 2020 |
| 145 | 308 | TR | 0.46 | 9.0 | 14.0 | -1.3 | 0.6 | -15 | 181.90 | 111.56 |
| Purchaser | | | | | | | | Price \$ | | |
| 146 | 351 | T | 0.46 | 9.6 | 14.2 | -1.1 | 1.9 | -37 | 197.84 | 114.6 |
| Purchaser | | | | | | | | Price \$ | | |

equals ranked in the top 10% for that trait over all terminal rams born in 2012

Terminal Average: BWT 0.31 WWT 7.3 PWWT 11.2 PFAT -0.6 PEMD 1.0 PFEC -17.0 Carcass + 169.50 LAMB 2020 109.30