

# BRUAN POLL DORSETS

*Commercially focused seedstock producers*



## **130 RAMS**

### **12th Annual Selected Ram Sale**

**Monday 15th October 2011**

On Property – 1.00 p.m

Blacks Rd Condah



**Elders Hamilton**

Aaron Malseed 0407 782 286    Ross Milne 0408 057 558



**Kerr & Co Livestock Hamilton**

Shaun Mansbridge 0400 428 844    Craig Pertzel 0408 723 952  
Micheal Kerr 0438 528 246

**BRUAN POLL DORSETS** Founded 1984  
Flock No. 3528

Inspection welcome from 11.00am

Light Luncheon available

Vendors.....David & Colleen Gordon  
Blacks Rd Condah 3303  
Ph 55 78 2211    0417 142 863

3% rebate to outside agents introducing new clients and in attendance at the sale.

Bruan Poll Dorsets are: Brucellosis accredited free No. 3381  
OJD fully vaccinated stud. 6 points Fully Lambplan performance tested.

All rams drenched with a combination 3rd Sept. 2012, back  
lined as a precaution and fully vaccinated 6S B12


## Commercially focused seedstock producers

The Bruan Poll Dorset stud was founded in 1984 on Wandin Woods bloodlines with the aim of breeding rams with good loin length-width and good muscling.

Stud sires are selected on performance figures, conformation and structural soundness.

New bloodlines are selected every year to keep improving the studs genetic gain.

Sires are chosen carefully to enable us to offer the best genetic packages to our clients.



Bruan is a member of Meat Elite Australia- a group of Poll Dorset breeders who work together for excellence through their breeding programs based on accurate data and structural soundness. By sharing genetics from objectively measured superior animals, Meat Elite sheep consistently out perform the average terminal sire indexes.



Our aim is to produce high performance genetics with high growth and positive muscle. We believe it is important to have positive muscle to help the lambs finish at a younger age and also help red meat yield for those marketing over the hooks.

	Bwt	Pwwt	Pfat	Pemd	Carcass +
Terminal sires 2012 average	0.35	10.1	-0.7	0.9	163.00
Bruan Poll Dorsets sale ram average	0.40	12.6	-0.7	1.7	185.00

**NOTE:** Shaded areas represent rams identified as trait leaders that are in the top 10% of all terminal sires of the 2011 drop rams in Australia.

The Lambplan run date is Aug.15 2012

**Rams needing to be stud registered have a reserve of \$2000  
Bruan retains semen rights in all stud rams**

In the interest of buyers, and to prevent the occurrence of mistakes, all instructions concerning the delivery and trucking of stock, must be given in writing and signed by the buyer or his/her agent

# Buyers Instruction Slip

(to be filled in before leaving sale)

Name: .....

Address: .....

.....

Telephone: ..... Postcode .....

Send Account to .....

.....

Lots Purchased:

GST

Lot No: ..... Price ..... + .....

Lot No: ..... Price ..... + .....

Lot No: ..... Price ..... + .....

Lot No: ..... Price ..... + .....

Lot No: ..... Price ..... + .....

Lot No: ..... Price ..... + .....

Lot No: ..... Price ..... + .....

Lot No: ..... Price ..... + .....

Total .....


Signature ..... Date .....

# BRUAN POLL DORSETS

## SPECIALY SELECTED RAM SALE


### STUD RAMS

LOT	ID	S/T	BWT	WWT	PWWT	PFAT	PEMD	PFEC	Carcass +	LAMB 2020
1	292	TR	0.54	8.8	14.4	-0.5	2.6	6	202.74	113.53
		<b>Acc.</b>	63	64	65	66	68	58		
<b>SIRE: BRUAN 68-10</b>										
Purchaser								Price \$		
2	106	S	0.18	7.7	12.0	0.5	2.3	-16	184.28	111.99
		<b>Acc.</b>	65	67	68	69	71	54		
<b>SIRE: MARJARDAH 157-08</b>										
Purchaser								Price \$		
3	439	S	0.47	9.6	15.1	-1.1	2.0	0	202.30	113.74
		<b>Acc.</b>	83	70	70	68	70	60		
<b>SIRE: PEPPER TON 352-07</b>										
Purchaser								Price \$		

 equals ranked in the top 10% for that trait over all terminal rams born in 2011


Terminal Sire Average: **BWT** 0.35 **WWT** 6.4 **PWWT** 10.1 **PFAT** -0.7 **PEMD** 0.9 **Carcass +** 163 **LAMB 2020** 109

LOT	ID	S/T	BWT	WWT	PWWT	PFAT	PEMD	PFEC	Carcass +	LAMB 2020
4	65	TW	0.43	9.6	15.9	-0.9	0.7	-26	190.03	113.11
Purchaser								Price \$		
5	336	TW	0.42	8.9	14.5	-1.0	1.7	5	195.89	112.67
Purchaser								Price \$		
LOT	ID	S/T	BWT	WWT	PWWT	PFAT	PEMD	PFEC	Carcass +	LAMB 2020
6	110	S	0.36	8.2	12.6	-0.1	2.5	-15	192.26	112.99
Purchaser								Price \$		
7	335	TW	0.48	8.9	14.5	-1.3	1.4	5	192.78	112.23
Purchaser								Price \$		
LOT	ID	S/T	BWT	WWT	PWWT	PFAT	PEMD	PFEC	Carcass +	LAMB 2020
8	314	TW	0.39	8.4	13.5	-0.2	3.3	-19	205.43	114.92
Purchaser								Price \$		
9	365	TW	0.60	8.8	14.1	-1.0	1.7	6	192.91	112.20
Purchaser								Price \$		
LOT	ID	S/T	BWT	WWT	PWWT	PFAT	PEMD	PFEC	Carcass +	LAMB 2020
10	253	TW	0.42	9.0	12.7	-1.0	1.3	-10	184.57	111.75
Purchaser								Price \$		
11	333	TW	0.61	10.4	16.6	-1.1	1.1	-27	199.74	114.42
Purchaser								Price \$		
LOT	ID	S/T	BWT	WWT	PWWT	PFAT	PEMD	PFEC	Carcass +	LAMB 2020
12	499	TW	0.45	8.9	12.9	-0.5	1.7	-24	188.03	112.77
Purchaser								Price \$		
13	85	TW	0.08	7.2	11.8	0.1	1.6	-26	175.99	111.28
Purchaser								Price \$		
LOT	ID	S/T	BWT	WWT	PWWT	PFAT	PEMD	PFEC	Carcass +	LAMB 2020
14	107	TW	0.51	9.0	14.6	-0.8	0.2	-24	177.23	111.29
Purchaser								Price \$		
15	304	TW	0.51	8.7	14.1	-1.6	0.6	6	182.50	110.81
Purchaser								Price \$		

 equals ranked in the top 10% for that trait over all terminal rams born in 2011


Terminal Sire Average: **BWT** 0.35 **WWT** 6.4 **PWWT** 10.1 **PFAT** -0.7 **PEMD** 0.9 **Carcass +** 163 **LAMB 2020** 109

LOT	ID	S/T	BWT	WWT	PWWT	PFAT	PEMD	PFEC	Carcass +	LAMB 2020
16	444	S	0.50	10.3	14.8	-1.4	0.6	14	188.25	111.27
Purchaser								Price \$		
17	359	T	0.53	10.2	15.6	-1.5	0.8	-17	193.62	113.23
Purchaser								Price \$		
LOT	ID	S/T	BWT	WWT	PWWT	PFAT	PEMD	PFEC	Carcass +	LAMB 2020
18	223	T	0.53	9.8	14.6	-1.8	0.8	-32	190.62	113.42
Purchaser								Price \$		
19	332	T	0.54	10.0	15.6	-1.2	1.2	-19	196.58	113.70
Purchaser								Price \$		
LOT	ID	S/T	BWT	WWT	PWWT	PFAT	PEMD	PFEC	Carcass +	LAMB 2020
20	64	T	0.43	9.5	15.9	-0.6	0.9	-20	190.43	112.92
Purchaser								Price \$		
21	87	T	0.51	8.7	15.2	-0.6	0.3	-35	179.58	112.05
Purchaser								Price \$		
LOT	ID	S/T	BWT	WWT	PWWT	PFAT	PEMD	PFEC	Carcass +	LAMB 2020
22	72	S	0.33	8.1	12.8	-0.6	1.4	-9	182.37	111.43
Purchaser								Price \$		
23	137	S	0.34	7.6	10.9	-0.1	2.2	-30	181.75	112.19
Purchaser								Price \$		
LOT	ID	S/T	BWT	WWT	PWWT	PFAT	PEMD	PFEC	Carcass +	LAMB 2020
24	446	TR	0.64	10.3	16.3	-1.5	0.5	-10	193.34	112.89
Purchaser								Price \$		
25	353	S	0.23	7.7	11.1	-0.7	1.7	-7	178.94	110.89
Purchaser								Price \$		
LOT	ID	S/T	BWT	WWT	PWWT	PFAT	PEMD	PFEC	Carcass +	LAMB 2020
26	12	S	0.16	8.3	13.4	-0.5	1.7	12	187.26	111.28
Purchaser								Price \$		
27	68	T	0.06	6.2	10.4	0.5	2.0	-35	172.05	111.11
Purchaser								Price \$		

 equals ranked in the top 10% for that trait over all terminal rams born in 2011

Terminal Sire Average: **BWT** 0.35 **WWT** 6.4 **PWWT** 10.1 **PFAT** -0.7 **PEMD** 0.9 **Carcass +** 163 **LAMB 2020** 109

LOT	ID	S/T	BWT	WWT	PWWT	PFAT	PEMD	PFEC	Carcass +	LAMB 2020
28	364	TR	0.74	10.1	14.8	-2.1	0.3	1	188.08	111.71
Purchaser								Price \$		
29	388	T	0.74	10.1	14.6	-2.0	0.6	-15	190.33	112.65
Purchaser								Price \$		
LOT	ID	S/T	BWT	WWT	PWWT	PFAT	PEMD	PFEC	Carcass +	LAMB 2020
30	89	TR	0.43	8.8	15.1	-0.8	0.6	-41	183.50	112.82
Purchaser								Price \$		
31	184	T	0.45	7.8	11.2	-0.2	2.6	-14	188.48	112.42
Purchaser								Price \$		
LOT	ID	S/T	BWT	WWT	PWWT	PFAT	PEMD	PFEC	Carcass +	LAMB 2020
32	97	S	0.51	8.2	11.7	-0.6	1.7	-42	181.61	112.59
Purchaser								Price \$		
33	39	T	-0.02	6.6	9.9	0.3	2.0	-35	171.47	111.07
Purchaser								Price \$		
LOT	ID	S/T	BWT	WWT	PWWT	PFAT	PEMD	PFEC	Carcass +	LAMB 2020
34	555	S	0.30	9.6	13.6	-1.1	1.0	-4	185.54	111.65
Purchaser								Price \$		
35	477	T	0.50	9.7	14.1	-1.7	0.6	-21	185.39	112.28
Purchaser								Price \$		
LOT	ID	S/T	BWT	WWT	PWWT	PFAT	PEMD	PFEC	Carcass +	LAMB 2020
36	119	T	0.50	9.3	14.8	-1.0	-0.1	-22	176.84	111.17
Purchaser								Price \$		
37	222	S	0.54	8.7	12.8	-0.9	0.4	-2	172.82	109.79
Purchaser								Price \$		
LOT	ID	S/T	BWT	WWT	PWWT	PFAT	PEMD	PFEC	Carcass +	LAMB 2020
38	198	T	0.63	8.7	12.8	-0.5	2.2	-44	191.37	113.96
Purchaser								Price \$		
39	483	T	0.87	10.5	15.5	-1.6	0.1	0	185.65	111.40
Purchaser								Price \$		

 equals ranked in the top 10% for that trait over all terminal rams born in 2011

Terminal Sire Average: **BWT** 0.35 **WWT** 6.4 **PWWT** 10.1 **PFAT** -0.7 **PEMD** 0.9 **Carcass +** 163 **LAMB 2020** 109




LOT	ID	S/T	BWT	WWT	PWWT	PFAT	PEMD	PFEC	Carcass +	LAMB 2020
40	135	S	0.48	8.7	10.1	-1.1	1.9	3	191.89	112.19
Purchaser								Price \$		
41	443	T	0.46	7.4	11.4	-1.0	1.6	-26	179.77	111.74
Purchaser								Price \$		
LOT	ID	S/T	BWT	WWT	PWWT	PFAT	PEMD	PFEC	Carcass +	LAMB 2020
42	7	S	0.27	7.8	11.6	-0.1	2.4	-19	186.74	112.43
Purchaser								Price \$		
43	24	T	0.22	7.9	12.0	-0.4	1.2	-6	176.32	110.52
Purchaser								Price \$		
LOT	ID	S/T	BWT	WWT	PWWT	PFAT	PEMD	PFEC	Carcass +	LAMB 2020
44	32	T	0.27	9.0	14.7	-0.2	0.8	-37	182.87	112.63
Purchaser								Price \$		
45	127	TR	0.54	8.5	12.4	-1.1	1.7	-18	186.86	112.34
Purchaser								Price \$		
LOT	ID	S/T	BWT	WWT	PWWT	PFAT	PEMD	PFEC	Carcass +	LAMB 2020
46	211	T	0.50	7.5	12.7	-0.9	2.2	-18	190.58	112.83
Purchaser								Price \$		
47	284	T	0.48	7.1	11.5	-1.0	1.3	-29	176.00	111.34
Purchaser								Price \$		
LOT	ID	S/T	BWT	WWT	PWWT	PFAT	PEMD	PFEC	Carcass +	LAMB 2020
48	276	TR	0.44	8.5	12.8	-1.4	1.3	19	184.69	110.59
Purchaser								Price \$		
49	288	T	0.54	8.3	12.8	-0.2	1.7	-9	184.66	111.69
Purchaser								Price \$		
LOT	ID	S/T	BWT	WWT	PWWT	PFAT	PEMD	PFEC	Carcass +	LAMB 2020
50	247	TR	0.34	7.9	12.3	-0.1	3.2	15	197.87	112.53
Purchaser								Price \$		
51	265	S	0.26	8.3	11.8	-1.0	1.3	-29	179.57	111.85
Purchaser								Price \$		

 equals ranked in the top 10% for that trait over all terminal rams born in 2011

Terminal Sire Average: **BWT** 0.35 **WWT** 6.4 **PWWT** 10.1 **PFAT** -0.7 **PEMD** 0.9 **Carcass +** 163 **LAMB 2020** 109

LOT	ID	S/T	BWT	WWT	PWWT	PFAT	PEMD	PFEC	Carcass +	LAMB 2020
52	182	TR	0.43	9.4	13.5	-1.0	1.7	7	192.16	112.1
Purchaser								Price \$		
53	533	TR	0.52	8.9	13.5	-1.2	0.5	-12	178.40	110.98
Purchaser								Price \$		
LOT	ID	S/T	BWT	WWT	PWWT	PFAT	PEMD	PFEC	Carcass +	LAMB 2020
54	349	T	0.32	8.2	12.5	-0.9	1.2	-14	179.92	111.31
Purchaser								Price \$		
55	296	TR	0.56	9.2	14.3	0.2	1.5	6	187.96	111.54
Purchaser								Price \$		
LOT	ID	S/T	BWT	WWT	PWWT	PFAT	PEMD	PFEC	Carcass +	LAMB 2020
56	200	TR	0.34	8.2	12.4	-0.5	2.4	-4	191.56	112.45
Purchaser								Price \$		
57	204	T	0.35	7.6	11.0	-0.6	2.1	3	182.29	110.94
Purchaser								Price \$		
LOT	ID	S/T	BWT	WWT	PWWT	PFAT	PEMD	PFEC	Carcass +	LAMB 2020
58	168	T	0.25	8.8	12.4	-1.6	1.2	-6	184.28	111.57
Purchaser								Price \$		
59	316	TR	0.43	7.5	11.2	0.3	2.8	-13	187.56	112.26
Purchaser								Price \$		
LOT	ID	S/T	BWT	WWT	PWWT	PFAT	PEMD	PFEC	Carcass +	LAMB 2020
60	58	T	0.22	7.7	11.8	-0.7	1.6	34	180.50	109.47
Purchaser								Price \$		
61	172	T	0.50	7.0	11.0	-0.5	2.5	-10	184.52	111.7
Purchaser								Price \$		
LOT	ID	S/T	BWT	WWT	PWWT	PFAT	PEMD	PFEC	Carcass +	LAMB 2020
62	291	TR	0.33	7.8	12.9	-0.4	2.9	14	198.46	112.67
Purchaser								Price \$		
63	361	TR	0.65	8.3	12.7	-0.7	1.3	18	181.43	110.13
Purchaser								Price \$		

 equals ranked in the top 10% for that trait over all terminal rams born in 2011

**Terminal Sire Average:** BWT 0.35 WWT 6.4 PWWT 10.1 PFAT -0.7 PEMD 0.9 Carcass + 163 LAMB 2020 109

LOT	ID	S/T	BWT	WWT	PWWT	PFAT	PEMD	PFEC	Carcass +	LAMB 2020
64	408	TR	0.63	8.6	12.7	-0.2	1.5	-14	182.48	111.56
Purchaser								Price \$		
65	327	T	0.56	7.8	12.2	-0.8	2.2	-29	188.44	112.98
Purchaser								Price \$		
LOT	ID	S/T	BWT	WWT	PWWT	PFAT	PEMD	PFEC	Carcass +	LAMB 2020
66	124	TR	0.25	7.2	11.4	-0.1	2.1	-7	180.60	111.10
Purchaser								Price \$		
67	448	S	0.41	8.2	12.4	-1.3	1.3	-7	183.31	111.4
Purchaser								Price \$		
LOT	ID	S/T	BWT	WWT	PWWT	PFAT	PEMD	PFEC	Carcass +	LAMB 2020
68	273	T	0.41	8.4	12.2	-0.7	1.3	-21	179.80	111.53
Purchaser								Price \$		
69	413	TR	0.29	8.3	13.2	-1.0	1.2	-9	182.81	111.50
Purchaser								Price \$		
LOT	ID	S/T	BWT	WWT	PWWT	PFAT	PEMD	PFEC	Carcass +	LAMB 2020
70	43	TR	0.04	7.9	11.9	0.2	2.1	-31	183.33	112.49
Purchaser								Price \$		
71	230	S	0.13	7.2	9.8	-0.3	1.9	1	173.95	109.94
Purchaser								Price \$		
LOT	ID	S/T	BWT	WWT	PWWT	PFAT	PEMD	PFEC	Carcass +	LAMB 2020
72	418	TR	0.54	9.4	13.5	-0.9	1.5	6	189.44	111.74
Purchaser								Price \$		
73	257	T	0.35	8.7	12.5	-1.0	1.5	-4	184.79	111.55
Purchaser								Price \$		
LOT	ID	S/T	BWT	WWT	PWWT	PFAT	PEMD	PFEC	Carcass +	LAMB 2020
74	55	S	-0.21	7.1	10.4	0.6	2.8	-45	182.45	112.98
Purchaser								Price \$		
75	518	T	0.46	8.2	12.9	-0.8	2.6	-42	197.21	114.70
Purchaser								Price \$		

equals ranked in the top 10% for that trait over all terminal rams born in 2011


Terminal Sire Average: BWT 0.35 WWT 6.4 PWWT 10.1 PFAT -0.7 PEMD 0.9 Carcass + 163 LAMB 2020 109

LOT	ID	S/T	BWT	WWT	PWWT	PFAT	PEMD	PFEC	Carcass +	LAMB 2020
76	69	T	0.09	7.1	11.4	0.4	2.3	-38	180.94	112.42
Purchaser								Price \$		
77	329	T	0.38	8.0	13.5	-0.4	1.9	-20	188.76	112.69
Purchaser								Price \$		
LOT	ID	S/T	BWT	WWT	PWWT	PFAT	PEMD	PFEC	Carcass +	LAMB 2020
78	195	T	0.39	7.4	12.7	-0.6	1.8	-15	184.11	111.90
Purchaser								Price \$		
79	94	T	0.29	7.7	12.7	-0.3	2.3	-3	189.62	111.12
Purchaser								Price \$		
LOT	ID	S/T	BWT	WWT	PWWT	PFAT	PEMD	PFEC	Carcass +	LAMB 2020
80	411	TR	0.46	8.2	11.5	-0.9	2.1	13	186.25	111.03
Purchaser								Price \$		
81	178	TR	0.45	6.8	10.5	-0.1	2.6	-3	182.40	111.17
Purchaser								Price \$		
LOT	ID	S/T	BWT	WWT	PWWT	PFAT	PEMD	PFEC	Carcass +	LAMB 2020
82	4	TR	0.13	7.1	11.0	-0.3	1.6	-7	174.48	110.33
Purchaser								Price \$		
83	186	T	0.26	7.9	12.9	-1.2	2.0	-32	191.25	113.55
Purchaser								Price \$		
LOT	ID	S/T	BWT	WWT	PWWT	PFAT	PEMD	PFEC	Carcass +	LAMB 2020
84	277	S	0.32	7.0	10.3	-0.8	3.0	-20	190.04	112.89
Purchaser								Price \$		
85	74	T	0.39	7.2	10.8	-0.6	2.1	-2	180.61	110.91
Purchaser								Price \$		
LOT	ID	S/T	BWT	WWT	PWWT	PFAT	PEMD	PFEC	Carcass +	LAMB 2020
86	155	T	0.31	8.9	12.9	-0.9	1.4	-36	186.07	112.98
Purchaser								Price \$		
87	410	TR	0.44	8.0	11.6	-0.2	2.3	14	185.74	110.92
Purchaser								Price \$		

equals ranked in the top 10% for that trait over all terminal rams born in 2011


Terminal Sire Average: **BWT** 0.35 **WWT** 6.4 **PWWT** 10.1 **PFAT** -0.7 **PEMD** 0.9 **Carcass +** 163 **LAMB 2020** 109

LOT	ID	S/T	BWT	WWT	PWWT	PFAT	PEMD	PFEC	Carcass +	LAMB 2020
88	537	T	0.43	8.0	12.3	-0.7	2.7	-18	194.66	113.41
Purchaser								Price \$		
89	319	T	0.32	7.0	10.9	0.1	3.1	-20	189.47	112.8
Purchaser								Price \$		
LOT	ID	S/T	BWT	WWT	PWWT	PFAT	PEMD	PFEC	Carcass +	LAMB 2020
90	433	TR	0.52	8.8	12.7	-1.2	0.8	-19	178.11	111.19
Purchaser								Price \$		
91	139	T	0.42	8.4	12.3	0.0	2.4	-7	189.24	112.25
Purchaser								Price \$		
LOT	ID	S/T	BWT	WWT	PWWT	PFAT	PEMD	PFEC	Carcass +	LAMB 2020
92	103	S	-0.01	7.3	10.5	-0.3	2.7	9	185.40	111.16
Purchaser								Price \$		
93	113	T	0.27	8.1	12.9	-0.4	2.7	-28	195.80	114.02
Purchaser								Price \$		
LOT	ID	S/T	BWT	WWT	PWWT	PFAT	PEMD	PFEC	Carcass +	LAMB 2020
94	538	T	0.32	7.0	10.9	-0.7	2.1	-15	181.77	111.57
Purchaser								Price \$		
95	519	T	0.33	7.4	11.6	-0.5	3.3	-7	197.42	113.36
Purchaser								Price \$		
LOT	ID	S/T	BWT	WWT	PWWT	PFAT	PEMD	PFEC	Carcass +	LAMB 2020
96	258	T	0.26	7.8	12.9	-0.5	2.0	-20	188.16	112.65
Purchaser								Price \$		
97	76	T	0.01	5.9	8.9	0.5	3.0	-35	176.94	111.80
Purchaser								Price \$		
LOT	ID	S/T	BWT	WWT	PWWT	PFAT	PEMD	PFEC	Carcass +	LAMB 2020
98	562	T	0.47	8.9	14.4	-0.4	1.5	-6	190.14	112.32
Purchaser								Price \$		
99	27	TR	0.31	7.3	11.9	-0.3	2.3	-21	186.04	112.40
Purchaser								Price \$		

 equals ranked in the top 10% for that trait over all terminal rams born in 2011

Terminal Sire Average: **BWT** 0.35 **WWT** 6.4 **PWWT** 10.1 **PFAT** -0.7 **PEMD** 0.9 **Carcass +** 163 **LAMB 2020** 109

LOT	ID	S/T	BWT	WWT	PWWT	PFAT	PEMD	PFEC	Carcass +	LAMB 2020
100	468	T	0.37	8.3	11.8	-1.4	1.2	-8	179.64	111.02
Purchaser								Price \$		
101	504	TR	0.50	8.9	12.2	-0.2	0.8	-28	173.01	110.86
Purchaser								Price \$		
LOT	ID	S/T	BWT	WWT	PWWT	PFAT	PEMD	PFEC	Carcass +	LAMB 2020
102	185	T	0.38	7.2	10.4	-0.2	2.8	-12	185.86	112.01
Purchaser								Price \$		
103	330	T	0.42	7.8	12.6	-0.7	1.4	-11	181.54	111.37
Purchaser								Price \$		
LOT	ID	S/T	BWT	WWT	PWWT	PFAT	PEMD	PFEC	Carcass +	LAMB 2020
104	144	T	0.28	7.7	12.6	-0.6	2.4	-22	191.46	113.17
Purchaser								Price \$		
105	460	T	0.31	6.8	11.1	-0.7	2.1	-13	181.99	111.52
Purchaser								Price \$		
LOT	ID	S/T	BWT	WWT	PWWT	PFAT	PEMD	PFEC	Carcass +	LAMB 2020
106	280	T	0.38	8.0	11.3	-0.1	2.6	46	188.44	110.02
Purchaser								Price \$		
107	520	T	0.53	8.6	12.8	-1.4	1.0	13	181.87	110.44
Purchaser								Price \$		
LOT	ID	S/T	BWT	WWT	PWWT	PFAT	PEMD	PFEC	Carcass +	LAMB 2020
108	474	T	0.26	6.7	11.8	0.2	3.5	-6	195.89	113.13
Purchaser								Price \$		
109	176	T	0.30	7.1	10.4	-0.4	1.9	-7	175.90	110.47
Purchaser								Price \$		
LOT	ID	S/T	BWT	WWT	PWWT	PFAT	PEMD	PFEC	Carcass +	LAMB 2020
110	553	S	0.23	8.2	12.1	-0.8	1.6	-28	182.57	112.25
Purchaser								Price \$		
111	342	T	0.36	7.5	10.6	-0.9	2.5	-12	186.31	112.07
Purchaser								Price \$		

 equals ranked in the top 10% for that trait over all terminal rams born in 2011


Terminal Sire Average: **BWT** 0.35 **WWT** 6.4 **PWWT** 10.1 **PFAT** -0.7 **PEMD** 0.9 **Carcass +** 163 **LAMB 2020** 109

LOT	ID	S/T	BWT	WWT	PWWT	PFAT	PEMD	PFEC	Carcass +	LAMB 2020
112	95	T	0.37	8.6	13.7	-0.8	1.5	-15	188.75	112.51
Purchaser								Price \$		
113	508	T	0.47	7.8	11.7	-0.9	1.9	5	184.04	111.07
Purchaser								Price \$		
LOT	ID	S/T	BWT	WWT	PWWT	PFAT	PEMD	PFEC	Carcass +	LAMB 2020
114	138	T	0.35	8.0	12.3	0.0	2.6	4	191.22	112.09
Purchaser								Price \$		
115	392	T	0.36	9.2	13.5	-1.1	1.0	-17	183.80	111.91
Purchaser								Price \$		
LOT	ID	S/T	BWT	WWT	PWWT	PFAT	PEMD	PFEC	Carcass +	LAMB 2020
116	11	S	0.41	8.1	11.8	-1.1	1.5	-7	181.11	111.17
Purchaser								Price \$		
117	561	S	0.66	10.1	15.5	-1.4	0.4	-12	187.37	112.16
Purchaser								Price \$		
LOT	ID	S/T	BWT	WWT	PWWT	PFAT	PEMD	PFEC	Carcass +	LAMB 2020
118	136	S	0.64	8.9	12.4	-1.7	0.3	-29	173.95	111.03
Purchaser								Price \$		
119	521	T	0.58	9.5	13.9	-1.6	0.8	-1	186.10	111.56
Purchaser								Price \$		
LOT	ID	S/T	BWT	WWT	PWWT	PFAT	PEMD	PFEC	Carcass +	LAMB 2020
120	438	T	0.59	8.6	12.8	-0.5	1.7	-26	186.70	112.64
Purchaser								Price \$		
121	320	T	0.40	6.7	10.4	-0.2	2.6	-20	181.81	111.75
Purchaser								Price \$		
LOT	ID	S/T	BWT	WWT	PWWT	PFAT	PEMD	PFEC	Carcass +	LAMB 2020
122	345	TR	0.60	8.2	13.1	-1.3	1.7	-7	189.66	112.25
Purchaser								Price \$		
123	352	S	0.30	7.9	12.5	-1.1	1.8	19	186.51	110.86
Purchaser								Price \$		

equals ranked in the top 10% for that trait over all terminal rams born in 2011

Terminal Sire Average: BWT 0.35 WWT 6.4 PWWT 10.1 PFAT -0.7 PEMD 0.9 Carcass + 163 LAMB 2020 109

LOT	ID	S/T	BWT	WWT	PWWT	PFAT	PEMD	PFEC	Carcass +	LAMB 2020
124	197	S	0.54	8.5	12.8	-1.1	0.9	-23	178.76	111.44
Purchaser								Price \$		
125	100	T	0.23	7.3	11.9	-0.2	2.3	-21	186.28	112.44
Purchaser								Price \$		
LOT	ID	S/T	BWT	WWT	PWWT	PFAT	PEMD	PFEC	Carcass +	LAMB 2020
126	263	T	0.66	8.6	11.9	-1.0	1.3	-11	181.25	111.28
Purchaser								Price \$		
127	241	TR	0.52	8.2	12.7	-1.8	-0.6	-7	164.49	108.89
Purchaser								Price \$		

 equals ranked in the top 10% for that trait over all terminal rams born in 2011

Terminal Sire Average: **BWT** 0.35 **WWT** 6.4 **PWWT** 10.1 **PFAT** -0.7 **PEMD** 0.9 **Carcass +** 163 **LAMB 2020** 109

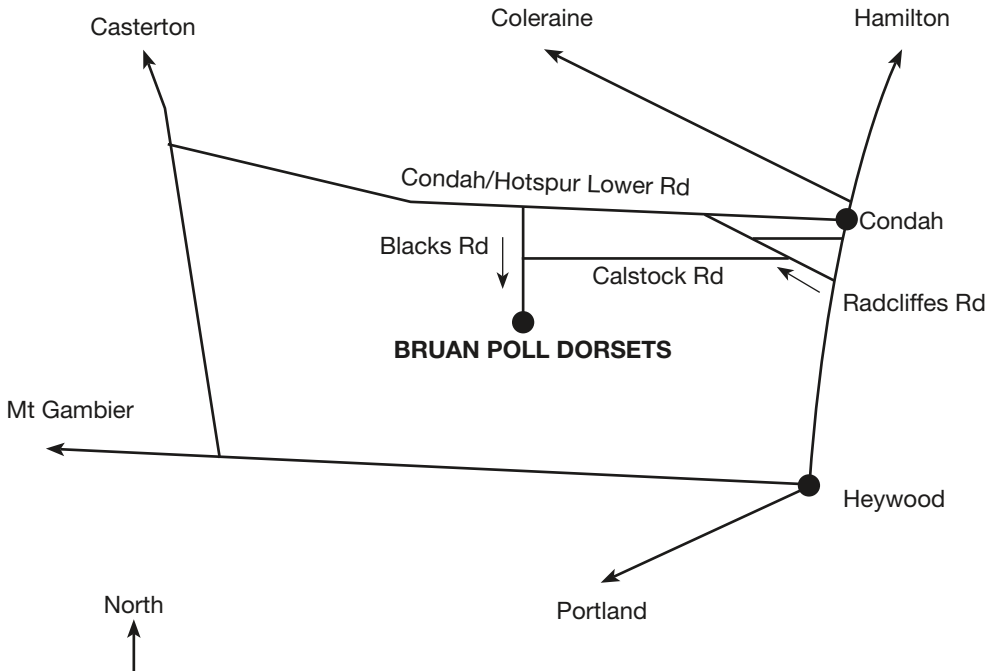


# NOTES

In buying a BRUAN Poll Dorset ram/s you have chosen wisely. Into it have gone years of thought, research and improvements.

You will find, as many other owners all across Australia, that you have the best genetics on offer.

You have purchased a dependable animal, but only by proper care can you expect to receive performance and long service. BRUAN Poll Dorsets can instruct you on the general maintenance as it is important you get the best performance, and we will be glad to answer any questions you may have.



# BRUAN POLL DORSETS

*Commercially focused seedstock producers*

## Comparing sire potential

Are you buying the right rams for your production system?

This is the question, lamb producers should be asking themselves. The rams you buy today will affect the lambs you produce over the next four to five years.

When selecting rams, identify and seek genetics that will help you reach your breeding objective. Also consider other factors of economic importance, which are influenced by genetics such as growth, meat quality and disease resistance.

A percentile band table is a useful tool to assist the interpretation and application of Australian Sheep Breeding Values (ASBVs) when selecting rams. The table shows the spread and breakdown of ASBVs for each trait using percentiles and shows how well an animal performs relative to the current year drop.

By using the percentile table, it can easily be determined if an animal is above average or if it is in the top 10, 20, 30% etc. of rams for any trait of interest.

To use a percentile band table, go to the column heading for the trait in question. Go down to the ASBV range of the ram you are interested in, then project across to the left-hand row headings to see where the animal ranks.

For example, a ram with a post weaning weight (Pwwt) of 13.6 ranks in the top 10% for terminal sires born in 2011.

Percentile reports are available on the LAMBPLAN website [www.lambplan.com.au](http://www.lambplan.com.au) in the 'Reports' section.

# Percentile Report

Analysis TERMINAL Dated 15/08/2012



Animals born in 2011

Band	Animals born in 2011														LAMB2020		SRC	
	Bwt	Wwt	PWwt	Ywt	Plat	Ylat	Penid	Yenid	Ysc	Hsc	Piec	Yiec	MMwt	NLW	Carcass + Export\$	Trade\$		
0	-0.70	12.8	18.9	21.2	-2.8	-3.1	5.7	6.3	5.0	4.0	-82	-76	5.2	18	225.4	118.6	115.8	148.5
1	-0.41	10.0	15.5	16.5	-1.7	-1.9	3.0	2.9	4.0	3.4	-56	-53	3.8	12	200.2	113.9	112.0	138.5
2	-0.36	9.6	15.0	16.0	-1.6	-1.7	2.7	2.6	3.8	3.2	-52	-49	3.6	11	196.6	113.4	111.4	137.1
3	-0.33	9.4	14.6	15.7	-1.5	-1.6	2.5	2.5	3.7	3.1	-49	-47	3.5	10	194.4	113.0	111.0	136.2
4	-0.30	9.3	14.4	15.4	-1.4	-1.6	2.4	2.3	3.6	3.0	-47	-45	3.4	10	192.6	112.8	110.7	135.5
5	-0.27	9.1	14.2	15.2	-1.4	-1.5	2.3	2.2	3.5	3.0	-45	-43	3.4	9	191.3	112.6	110.7	135.0
6	-0.11	8.7	13.5	14.5	-1.2	-1.3	2.0	1.9	3.3	2.8	-38	-37	3.1	7	186.2	111.8	109.5	133.0
10	0.05	8.4	13.0	14.0	-1.1	-1.2	1.8	1.7	3.1	2.7	-35	-33	2.9	6	182.6	111.2	108.9	131.6
15	0.13	8.1	12.6	13.6	-1.0	-1.1	1.6	1.5	3.0	2.6	-31	-29	2.8	6	179.5	110.8	108.3	130.5
20	0.17	7.9	12.2	13.2	-0.9	-1.0	1.5	1.3	2.9	2.5	-28	-26	2.7	5	176.7	110.4	107.8	129.6
25	0.20	7.7	11.9	12.9	-0.8	-0.9	1.3	1.2	2.8	2.4	-25	-23	2.6	5	174.2	110.0	107.4	128.7
30	0.23	7.5	11.6	12.6	-0.8	-0.9	1.2	1.1	2.7	2.4	-23	-21	2.5	4	171.7	109.7	106.9	127.8
35	0.26	7.3	11.3	12.3	-0.7	-0.8	1.1	1.0	2.7	2.3	-20	-18	2.4	4	169.2	109.3	106.4	127.0
40	0.28	7.1	11.0	12.0	-0.7	-0.8	1.0	0.9	2.6	2.2	-17	-15	2.3	3	166.9	109.0	105.9	126.2
45	0.30	6.9	10.7	11.6	-0.6	-0.7	0.9	0.8	2.5	2.2	-14	-13	2.2	3	164.6	108.7	105.4	125.4
50	0.32	6.6	10.3	11.3	-0.5	-0.6	0.8	0.7	2.4	2.1	-12	-10	2.1	2	162.3	108.4	104.8	124.5
55	0.34	6.4	10.0	10.9	-0.5	-0.6	0.7	0.6	2.3	2.0	-9	-7	1.9	2	160.0	108.1	104.2	123.7
60	0.36	6.2	9.7	10.5	-0.4	-0.5	0.6	0.4	2.2	2.0	-6	-4	1.8	1	157.6	107.7	103.5	122.7
65	0.38	5.9	9.3	10.1	-0.4	-0.4	0.5	0.3	2.1	1.9	-3	-1	1.7	1	155.1	107.4	102.8	121.7
70	0.40	5.6	8.9	9.6	-0.3	-0.3	0.4	0.2	2.0	1.8	1	2	1.6	0	152.5	107.1	101.9	120.6
75	0.42	5.2	8.4	9.0	-0.2	-0.2	0.2	0.1	1.8	1.7	5	6	1.4	0	149.5	106.7	100.7	119.3
80	0.45	4.8	7.9	8.2	-0.1	0.0	0.1	0.0	1.7	1.5	11	11	1.2	-1	146.0	106.2	99.0	117.7
85	0.48	4.2	7.1	7.3	0.1	0.2	-0.1	-0.2	1.4	1.4	18	18	1.0	-2	140.8	105.5	96.7	115.7
90	0.53	3.1	5.8	6.0	0.3	0.5	-0.3	-0.5	1.1	1.1	29	30	0.6	-3	131.4	104.3	93.3	111.7
95	0.55	2.7	5.4	5.6	0.4	0.6	-0.4	-0.6	1.0	1.1	33	33	0.5	-4	126.9	103.7	92.1	110.2
96	0.57	2.0	4.7	5.0	0.5	0.7	-0.5	-0.7	0.9	1.0	37	38	0.4	-4	119.9	102.8	90.3	108.1
97	0.59	0.7	3.7	4.3	0.7	0.9	-0.6	-0.8	0.7	0.9	43	44	0.2	-5	108.5	101.3	87.7	104.5
98	0.63	-1.2	1.9	2.6	0.9	1.1	-0.9	-1.0	0.5	0.8	52	54	-0.1	-7	92.5	99.2	83.1	98.3
99	0.97	-7.0	-9.3	-5.5	3.4	4.9	-2.6	-2.6	-0.7	0.2	124	113	-2.8	-14	40.4	91.3	-9.5	83.0

SHEEP GENETICS

mla

**BRUAN**  
**POLL DORSETS**

David & Colleen Gordon  
Blacks Rd Condah 3303  
Ph 55 78 2211 0417 142 863